

You May Find the One Idea You Need Here

Five Quick Motor Car Tricks

Does the Rain Drown Your Motor? Is the Window Cracked?
Do Insects Clog Your Radiator? Here's How Others Fixed It

GENERALLY when your motor refuses to start after a heavy rain it is because water has leaked through the hinge joining the two sections of the hood. Fig. 1 shows how a gutter of sheet iron or, preferably, brass can be constructed to carry the water harmlessly away.

Fixing Broken Window

BROKEN or cracked glass windows on an automobile are dangerous as well as unsightly. If the glass has broken in a clean crack, without shattering at any point, it can be repaired so that the crack will hardly be visible, as shown in Fig. 2.

Obtain a good grade of transparent glass or celluloid cement and a sheet of celluloid. Remove the glass and cement it at the cracks, laying the glass on a perfectly smooth surface if possible. Next, with a soft brush, paint the surface of the glass with the cement. Lay on the sheet of celluloid smoothly to avoid air bubbles. Place a smooth board on the celluloid with weights on top of it until the cement has dried.

A Radiator Screen

TO END the nuisance of insects in your radiator when the pests swarm in summer,

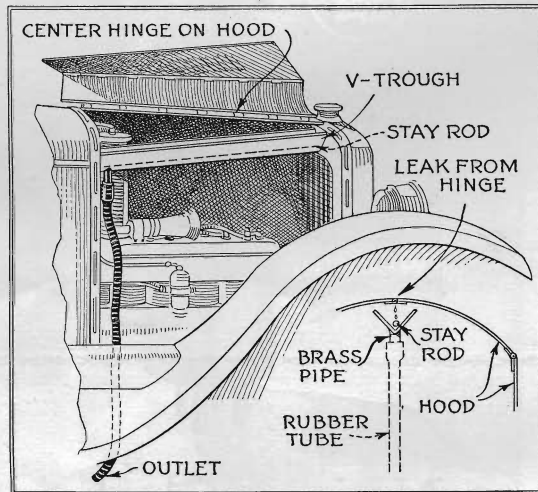


Fig. 1. This easily constructed rain gutter catches drops of water that leak through the hinge at the top of the hood, and carries them to the ground through a pipe.

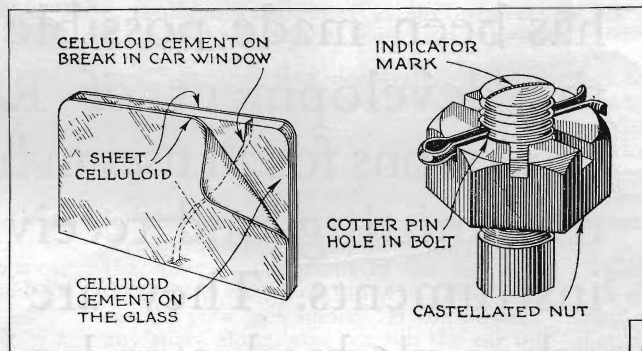


Fig. 2 (at left) shows a neat way of repairing a cracked window with sheet celluloid. Fig. 3 (at right) is a time-saving idea for locating a cotter-pin hole by a mark on the bolt.

Ten Dollars for an Idea!

THIS month's prize for the most valuable idea for motorists is awarded to Clarence Clevenger, of Santa Clara, Calif. His contribution, a time-saving kink for locating cotter-pin holes, is shown in Fig. 3 and described elsewhere on this page.

Each month Popular Science awards \$10, in addition to regular space rates, for the idea most useful to car owners. Other contributions published are paid for at our usual rates. What particular piece of originality has added to your motor car enjoyment? Write it down and send it to the Technical Editor, POPULAR SCIENCE MONTHLY, 250 Fourth Avenue, New York City.

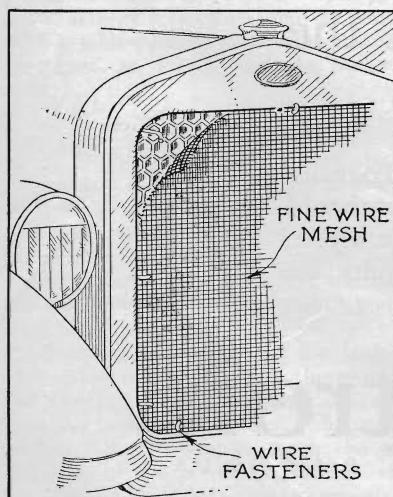


Fig. 4. A piece of close-mesh window screening, fastened to the radiator with wires, keeps insects out of the openings.

keep them out with close-mesh window screening as shown in Fig. 4. After cutting to size, the screen is held in place at several points by wires threaded through the holes in the radiator.

A Quick Way to Find Cotter-Pin Holes

WHEN the bolt and nut are greasy and the light is not particularly good, it is extremely difficult to find a cotter-pin hole.

A time-saving and ingenious idea is to file an indicator mark across the end of the bolt exactly in line with the cotter-pin hole, as shown in Fig. 3. Then you can line up the slots in the castellated nut with this mark and know that the cotter-pin hole will be exactly in line.

How to Get Rid of Annoying Fumes

IF YOUR car lacks a device to carry off fumes from the crank case and prevent their entering the body of the machine, you can fit such a device as shown in Fig. 5. A half-inch pipe is brazed or soldered into the side of the oil filler pipe and the end of it brought down below the motor. The holes in the cover are plugged.

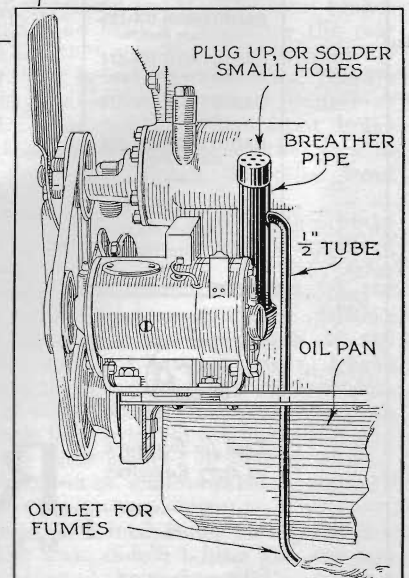


Fig. 5. A half-inch pipe, fastened into the side of the oil filler pipe and brought downward, carries off crank case fumes.