

SHORT CUTS

That Aid All Car Workers




Fig. 1. Potassium chlorate crystals, clinging to spark plug, remove carbon when plug is heated

SCRAPING the carbon from the shell that surrounds the center electrode of a spark plug is difficult. However, it can be removed easily with a small quantity of potassium chlorate crystals. Get an ounce or two of this chemical from the drug store, then heat the plug over the gas stove (firing side down) till potassium chlorate, sprinkled over the electrodes and insulator, melts and sticks. Heat again until there is a distinct puff caused by the sudden oxidization of all the carbon by the oxygen from the chlorate. The latter is reduced to potassium chloride, which can be dissolved in plain water. After heating to dry out the moisture, the plug will be ready for service. The heat developed by the sudden combustion of the carbon will not harm the plug.

To Tighten Spokes

AFTER years of service, especially in dry climates, the wood spokes of auto wheels become loose and cause creaking noises. Figure 2 shows a way to tighten them. Dismount the wheel by removing the flanges, then cut and punch soft sheet copper, as shown, to form washers which will fit over the ends of the spokes. This arrangement takes up both the looseness between the shoulder of the spoke and the steel rim and also that of the stud in the hole.

Stopping a Rattle

WHEN the leather hood lacing, which prevents metal to metal contact between the radiator shell and the edge on the cowl against the hood, becomes worn, rattles develop. A quick cure, if new lacing is not available, is shown in Fig. 3. Cut flat washers from a rubber cork such as used with household ammonia bottles. Countersink them with a drill or penknife

WIN A \$10 PRIZE

Each month we award \$10 for the best idea sent in for motorists. This month's prize goes to Addison Shiek, Oakland, Calif. (Fig. 1). Contributions are requested from auto mechanics, and if printed will be paid for at usual rates.

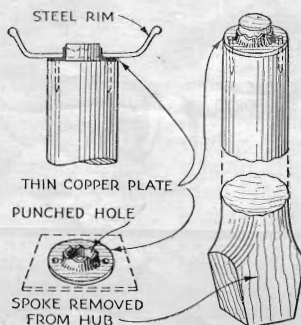


Fig. 2. Loose spokes in wood wheels can be tightened with sheet copper as diagram shows

and fasten at intervals with a split rivet or paper fastener.

Leaking Current

RAIN water puts the auto ignition system out of commission by forming a film of moisture over the distributor head and thus causing current leakage from the high tension spark plug wires. This trouble is most likely to occur if the distributor head is coated with a film of grime. If the distributor and the wires leading to it are given an occasional thorough polishing with any good auto body wax, rain will roll off, not form a short-circuiting film.

Support for Head

WORKING beneath the car gives most men a pain in the neck. Figure 5 shows a form of rest that fastens to the head so it is always in place no matter how much you move about under the car. It is a sure cure for this particular form of pain in the neck. The rest should be bent to shape from heavy wire and a canvas or khaki pad fitted across the top. An elastic band cut from a large inner

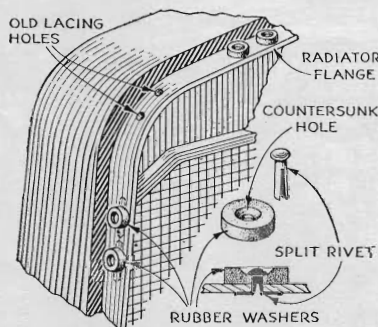


Fig. 3. Washers cut from a rubber cork can be used to prevent the rattle caused by the radiator shell striking the hood

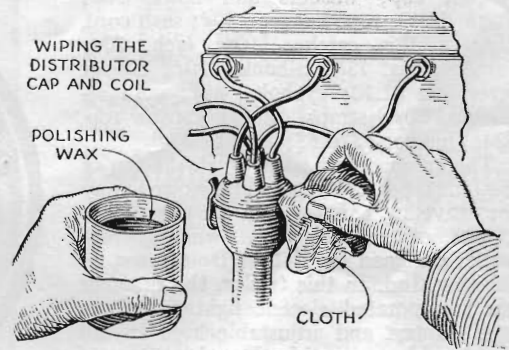


Fig. 4. Keep the distributor head clean and rain can't form a short-circuiting film there

tube serves to hold it in place or if no tube is available, a canvas or leather strap can be attached by means of short pieces of inner tube to provide the necessary tension.

Warns Against Thief

ANOTHER variation of the auto horn thief warning idea is shown in Fig. 6. Instead of hooking the horn circuit so

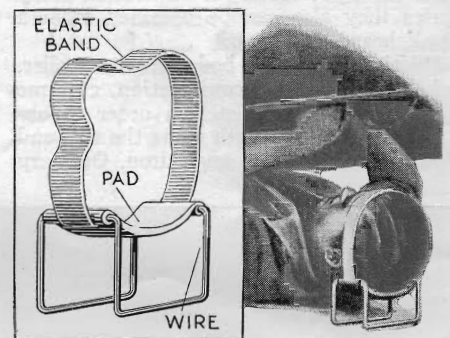


Fig. 5. Head rest, formed of heavy wire and elastic band, helps when working beneath car

that it blows when the ignition switch is turned on, this arrangement blows the horn when the intruder sits in the driver's seat, and continues to blow until he gets out of the car. The secret switch under the dash puts the circuit out of use while the owner is using the car.

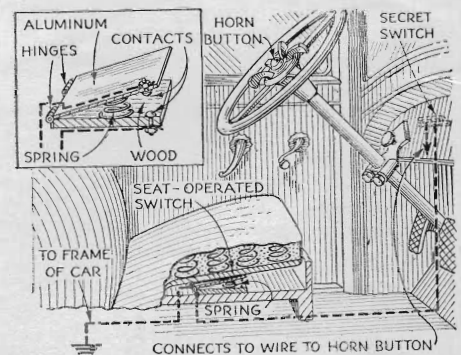


Fig. 6. Secret switch under driver's seat starts horn blowing when thief tries to steal your car