





## Hints from the Model Garage



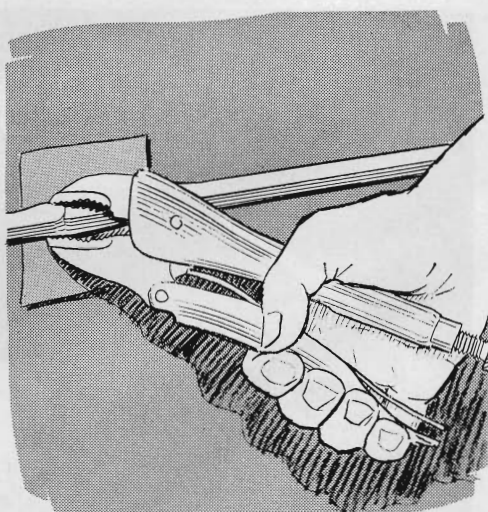
**Stop window rattles** the easy way. With the window down, push a piece of flat TV lead-in wire, 20 to 30 inches long, into the guide channel. The plastic coating will keep it in place. If the fit is too tight, shave a little bit of the plastic off one side of the wire.



**An old keyhole-saw handle** can be fitted with a broken hacksaw blade to make a handy tool for undercutting the commutators of starter-motor and generator armatures. Grind the blade as shown in the drawing, and insert it with the teeth pointed *towards* the handle.



**A flexible extension for your oil can** is easy to make. Next time you replace a speedo cable hose, save a foot of it at the instrument end. Then cut the tip off an oil can and solder or cement one end of the hose to the neck, the other to the tip. Presto—a gooseneck oiler.



**Dents in chrome molding** on car doors or fenders can be removed easily. Use a plier wrench to squeeze the molding back to original shape, after inserting a small square piece of masking tape or thin cardboard between sheet metal and trim to protect paint.