
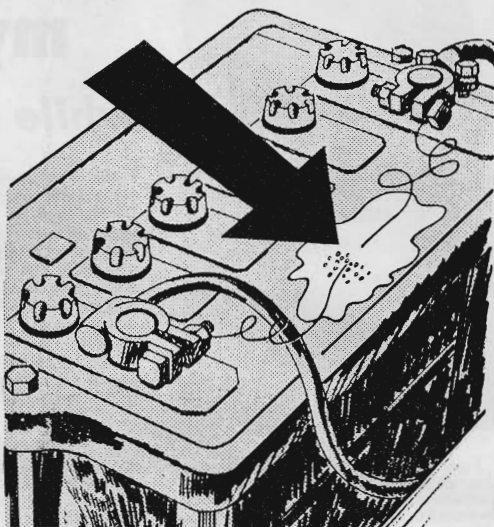




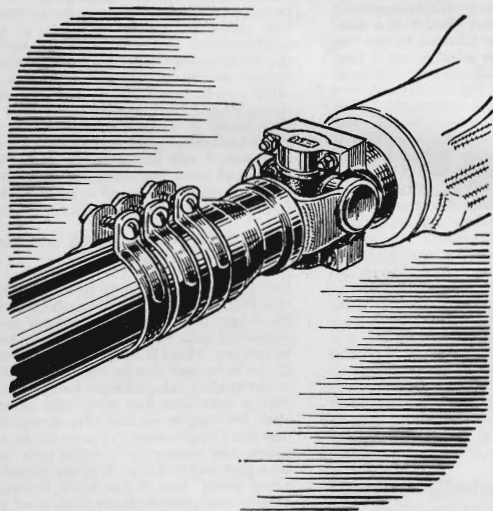
Hints from the Model Garage



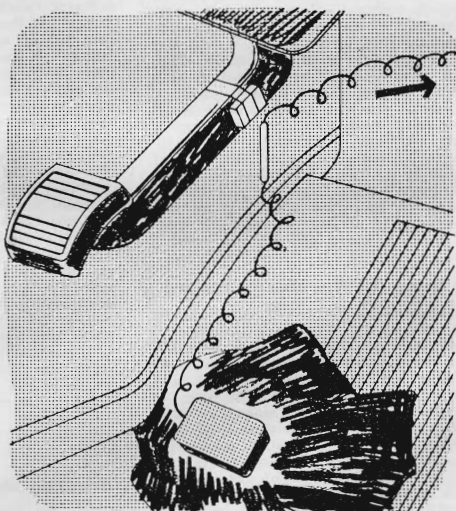
To remove the exhaust pipe when you're cutting loose a muffler, do it this easy way. Turn a hacksaw upside down and hold it around the pipe; then insert the blade with the edge toward the frame. This gives you more leverage, and the saw will bind less.



If the positive/negative markings are worn off your battery posts, you can identify the terminals by dipping the ends of two wires connected to the terminals into a small pool of electrolyte. Watch for bubbles from one wire—that's the negative one.



Vibrations in a car can sometimes be traced to an out-of-balance propeller shaft. If it's a slight eccentricity or out-of-roundness, you can fix it with a couple of hose clamps tightened around the shaft, with the screws positioned opposite the eccentricity.



A simple parking-brake warning light can be made with a magnetic reed switch and a magnet. Tape the magnet to the brake-pedal arm and install the switch so it's actuated when the brake is applied. Fit a warning light on the dash and wire it in series.