




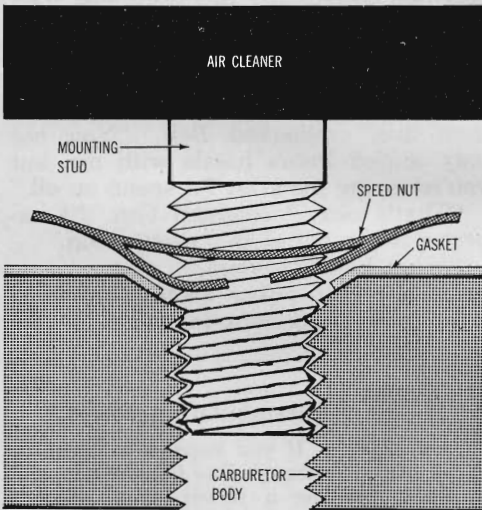
Hints from the Model Garage

DRAWINGS BY RAY QUIGLEY




To bleed an air-bound heater element it isn't necessary to drain the car radiator. You can do the job in a simpler way by pulling the top heater hose almost free of the heater connector tube and drilling a 1/16- or 1/8-inch-diameter hole (arrow) in the top of the tube

near the end. Air will escape through this vent hole. When liquid starts flowing through the hole the heater element is no longer air-bound. Push the heater hose back to normal position, so the vent hole will be covered and sealed against the loss of coolant.



Stripped threads on the air-cleaner hold-down stud can be fixed by installing a 5/16-inch flat speed nut on the stud, as shown, after removing the carburetor top and countersinking the stud hole. The stud will then screw in tight and hold the air cleaner firmly.



When changing oil and oil filters on some engines, the oil pump may lose its prime and fail to pick up. Here is an easy remedy: Loosen the filter a little and start the engine. This will make the pump pick up the oil. Stop the engine and retighten the filter.