





# Hints from the Model Garage

DRAWINGS BY  
RAY QUIGLEY




When a glass panel is broken and a replacement job can't be done right away, here's an easy way to keep the fractured glass in place temporarily. Tape the cracks, inside and out, with masking tape. This make-do is safe as long as the window is not lowered and raised

too frequently. When replacement can be made, the tape will hold the whole glass panel in one piece during removal. There will be no sharp bits or slivers to cut your fingers or damage the car's paint or upholstery. Clean window frame before inserting new glass.

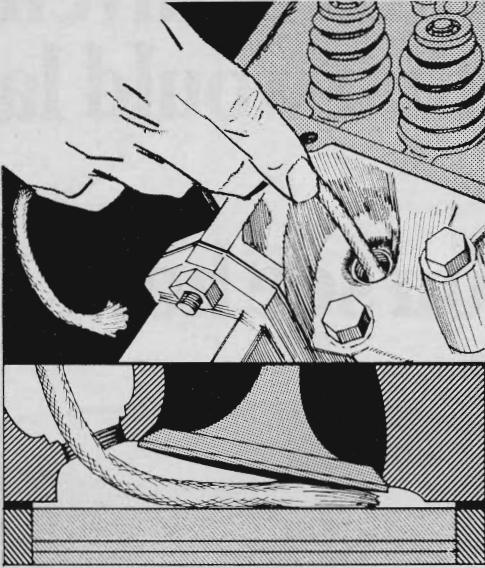


The  $\frac{1}{4}$ " bleed screw on late-model Falcons and Fairlanes is too close to the spindle to let you get a socket wrench and handle in place. The screw is also too small for a normal wrench. Grind two flats on the outside of a  $\frac{1}{4}$ " socket to fit a  $\frac{7}{16}$ " open-end wrench.

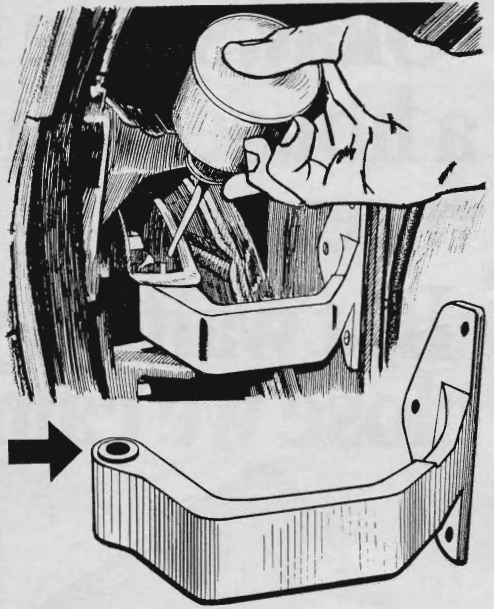


To fit a Phillips screw in a tight place, you often need to mount it on the tip of the screwdriver. To keep it from falling off, fit a small coil spring around the blade and bend the coil out to catch the screwhead. After starting, turn back half a turn to free the spring.


## More Hints from the Model Garage



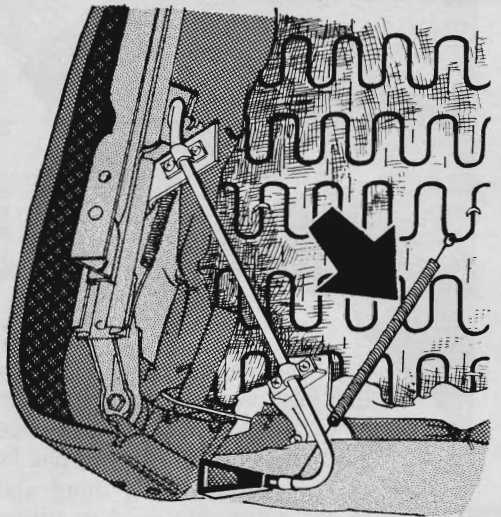
To replace neoprene valve-stem seals you must remove the valve springs. The manual says to use air pressure through the spark-plug hole, with the piston at top dead center, to keep the valve from dropping. If you have no air pressure, drop in a clothesline end.



Plastic bushings in the door hinges on Fisher bodies rarely bind. If they do, the best way to free them is with a few drops of transmission oil. This does a quicker job than any lubricating or penetrating oil. Some oils seem to make the bushings bind worse than before.



**Radio interference** in some cases can be traced to improperly grounded two-speed wipers. Here's a simple way to provide proper grounding: Install a 14-gauge stranded wire between the switch plate on the wiper motor and the motor mounting plate.



**Rattles from front bucket seats** may be caused by the adjusting handle fouling the seat frame. Fix it by fitting an accelerator retractor spring between the handle rod and one of the seat springs. The handle will remain quiet when the car is on the road.