




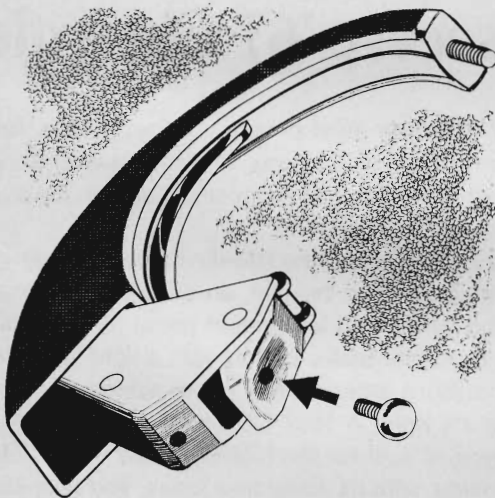
Hints from the Model Garage

DRAWINGS BY RAY QUIQLEY

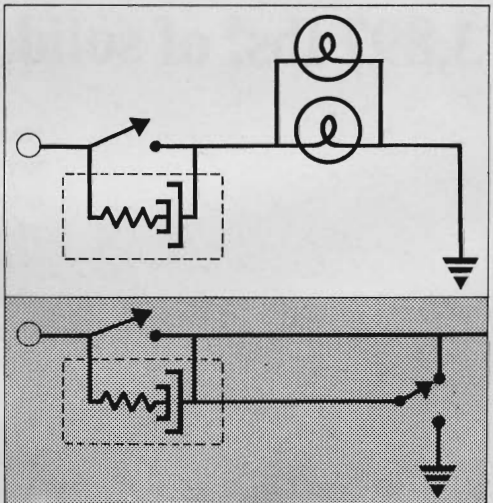


Repairing slits in soft tops is easy with heavy-duty iron-on rug tape. Heat settings may vary on different irons—use the minimum heat that will bind the tape. Lower the top to a halfway position and keep the material loosely folded so that when you put the tape on, any sag in the vinyl

caused by the slit will be taken up. Iron the tape to the inside of the top, using a piece of smooth plywood underneath as an ironing board. The adhesive used for iron-on tapes is waterproof, so when you're done ironing, the top is ready for use—rain won't leak through.



Worn latch-release mechanisms in door handles finally cease to open doors at all. Fix them by drilling a hole in the worn spot on the trip, inserting either a sheet-metal screw or a round-head bolt to make a higher wearing point. The repair will last for years.



For an ideal time-delay switch, wire your cigarette lighter in series across the headlight switch. Depress the lighter when you leave the car, and unlock your garage or house door aided by your headlights. When the element warms up, the circuit is broken and the lights turn off.