




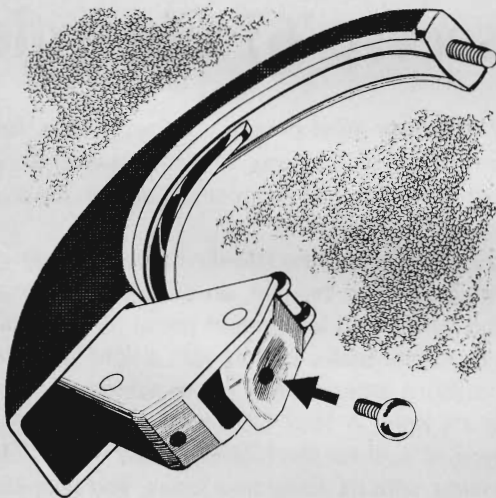
Hints from the Model Garage

DRAWINGS BY RAY QUIQLEY

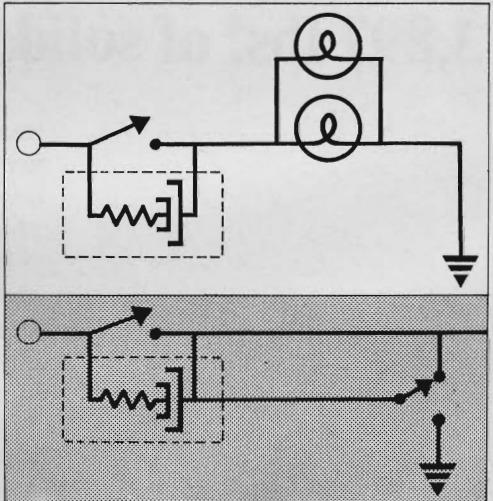


Repairing slits in soft tops is easy with heavy-duty iron-on rug tape. Heat settings may vary on different irons—use the minimum heat that will bind the tape. Lower the top to a halfway position and keep the material loosely folded so that when you put the tape on, any sag in the vinyl

caused by the slit will be taken up. Iron the tape to the inside of the top, using a piece of smooth plywood underneath as an ironing board. The adhesive used for iron-on tapes is waterproof, so when you're done ironing, the top is ready for use—rain won't leak through.




Worn latch-release mechanisms in door handles finally cease to open doors at all. Fix them by drilling a hole in the worn spot on the trip, inserting either a sheet-metal screw or a round-head bolt to make a higher wearing point. The repair will last for years.



For an ideal time-delay switch, wire your cigarette lighter in series across the headlight switch. Depress the lighter when you leave the car, and unlock your garage or house door aided by your headlights. When the element warms up, the circuit is broken and the lights turn off.

SILVER LINE NUMBER ONE STERN DRIVE BOAT FOR '67



MerCruiser Inboard/Outboard drives are Number One in the industry by a wide margin. Now, they are exclusive in Silver Line Boats — Number One in stern drives. This dynamic combination brings you the most breath-taking, full-performance boats of the year. These are boats you drive—and “park”—like a car. See them at your dealer, or write for our beautiful new four-color catalog.

Silver Line

BOATS
MOORHEAD, MINN.

More Hints from the Model Garage



When removing undercoating from inside a fender to reach a nut or bolt, play a heat lamp against the outside. This will warm up the undercoating until it becomes soft and can be removed easily with a putty knife. Do not use a torch, as the hot flame may damage paintwork.

20 WOOD SAMPLES with woodworkers Catalog

ENJOY woodworking more! Let Constantine's big picture-packed Catalog-Manual help you build new furniture — refinish, restore beat-up cabinets, chairs, chests, tables, etc. Find instantly whatever you need. Buy at money-saving prices from world's largest catalog source for imported and domestic woods. Cabinet lumber, carving blocks, veneers, plywood, pipe briar, inlays and more!

Newest Catalog features new tools, materials, shop devices. Fabulous all-purpose clear finish. Glue that needs no clamps. Inlay picture kits. 99¢. Needed products found nowhere else. Plus wood-working instructions, plans, patterns!

Catalog & Wood Samples Only \$1


Dollar Fully Refunded on First Order

Accept this offer to own fascinating set of 20 2x4 specimens of world's glamorous veneers — Rosewood, Satinwood, Lacewood, Teak, etc! Compare! Then instantly identify finest woods wherever you go. Send only \$1 for Wood Samples and Woodworkers Catalog. Dollar refunded on first order. Est. 1812

ALBERT CONSTANTINE AND SON, INC.
2050 Eastchester Rd. Bronx N.Y. 10461 Dept. A-6

Enclosed \$1 for Wood Samples & Woodworkers Catalog. (\$1 refunded)


Catalog only 25¢



2,000

PRODUCTS FOR SHOP & HOME
Woods — Veneers — Finishes
Furn. Hardware — Lamp Parts
Cane — Upholstery — Tools
Picture Molding — Clock Kits

FREE WITH CATALOG
"101 PROJECT IDEAS"



For timing engines, a small plastic-handled screwdriver is a big help. Just force it down alongside the wire and then clip the timing light to the blade of the screwdriver. This simple short cut can save hunting around for a suitable hook-up connection for the light.



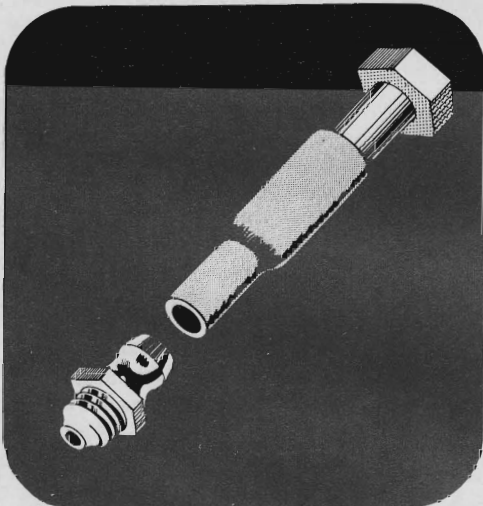
Name -----

Address -----

Zip -----



Repairing punctures in tubeless tires in cold weather is hard: The plugs are stiff and difficult to fit. Try this: Bend some wire around the plug and dunk it in hot water for half a minute. This will make the plug more flexible and easier to fit without risk of damage.



Installing grease fittings in ball joints, steering gear, and universal joints can be made easier if you press the nipple head into one end of a two-inch-long windshield-wiper hose and put a hex-head bolt in the other. Screw the fitting in, pull the hose off, tighten with a wrench.

Kodak
TRADEMARK

The tray lies flat.
That's what
makes it
dependable
as gravity.



The KODAK CAROUSEL Projector has a round tray that sits on top—the best set-up for problem-free slide shows.

Gravity (you can depend on it) lowers each slide gently into the projection gate. There's no pushing, no pulling. No jamming, no apologizing to your audience! And each edit-easy tray is a full show—80 slides.

Choose from three models, starting at less than \$80. The KODAK CAROUSEL 600 has easy push-button controls. The 700, push-button plus remote forward and reverse. And the 800 gives you fully automatic slide change, push-button and remote forward and reverse, even remote focusing.

See your Kodak dealer and enjoy cheers all around. *Price subject to change without notice.*

Kodak Carousel Projectors

