
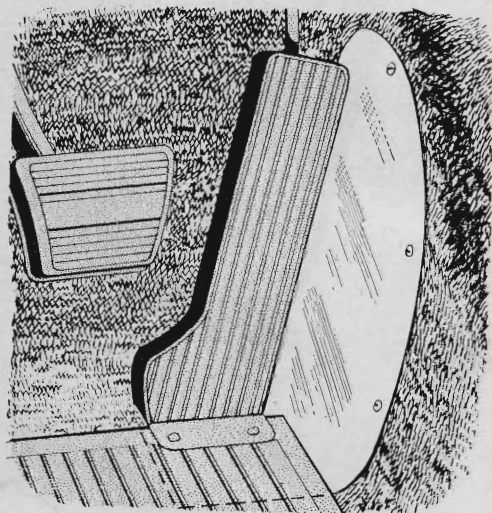


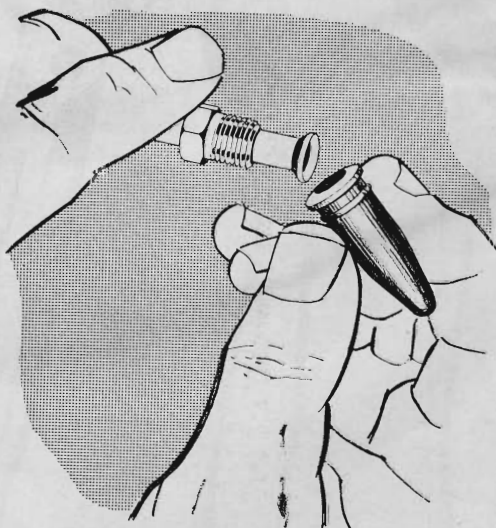
Removing light bulbs from recessed sockets can be a cinch. Before you push on the bulb and twist your finger to free it, make a loop with a piece of thread and place it around the bulb. When the loop is tight on the neck of the bulb, free the bulb and pull the string.



The floats in battery hydrometers and radiator testers are often broken if banged against the side of the tube. To prevent this, keep the instruments filled with water when not in use. Water cushions shock, and your hydrometer or radiator tester will be more safely stored.



To avoid damage to the carpet around the accelerator, use a small Plexiglas guard. Make a paper pattern, cut the Plexiglas, and sand the edges. Heat the Plexiglas in the oven until it's pliable, form and install it. Extend the guard under the carpet where the heel rests.



Replacing or overhauling a fuel pump calls for an easy way to stop the fuel flow from the line. The rubber tip from a medicine dropper fits neatly on the end of the fuel line and makes sure no gas is lost. For carburetor repairs, use the rubber tip to keep dirt out of the fuel line.