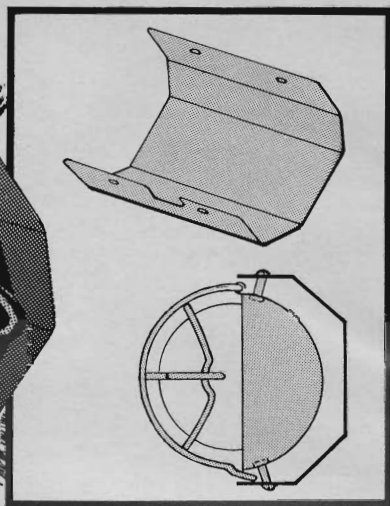



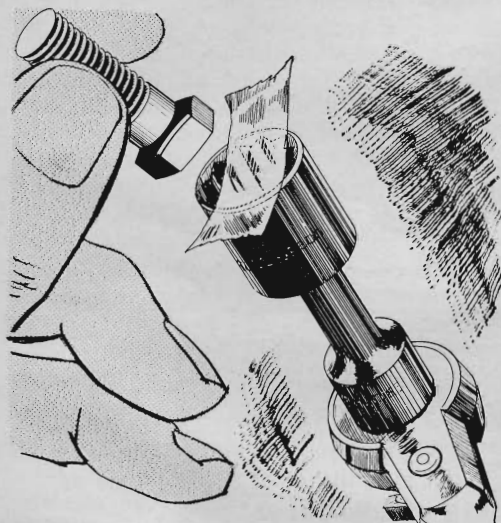


# Hints from the Model Garage



**A droplight won't shine in your eyes** when you need both hands to work if you make a five-sided shield that fits around the reflector. This will keep the light from rolling over. Start with a small piece of sheet metal and form the four angles by bending it over a sharp-edged piece

of wood. The shield can be bolted or riveted to the reflector. Allow ample air space between the two—it will keep the shield cooler. If you're worried about getting your hands burned on the shield, slip a piece of fiberglass insulation into the open space.



**Getting a bolt started** in a tight place only accessible with a socket wrench is easy if you tape bolt to socket with double-coated plastic tape. This tape, sticky on both sides, has a million uses around the garage—picking up small parts, holding gaskets, and so on.



**If the carbon piece** on top of the distributor shaft breaks, and you don't have a spare, you can improvise one. Take the valve out of the spare tire and use the valve spring in place of the carbon. When you get to a garage—picking for new carbon, put back the valve—and inflate the tire.