





Hints from the Model Garage



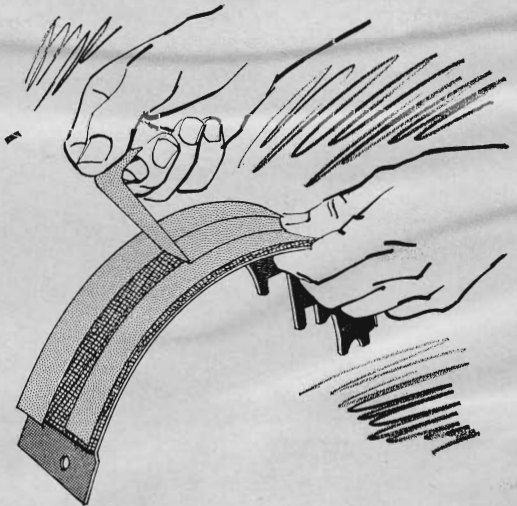
Sometimes brakes will drag or squeal without any signs of mechanical trouble or fluid leaks. If this happens, have the car put on a lift at a service station, leaving all four wheels hanging free to rotate. Aim the air nozzle of the station's air hose into the brake-adjustment slot

on the backing plate, first towards the front of the car, then towards the rear. Keep the wheels turning while two-to-three-second blasts of air force the dust out of the drums. Carry out this operation on all four wheels, and they should then run freely and quietly.

.....



Suspect a noisy bearing in your rear axle? Check it by raising the rear end of the car, starting the engine, and engaging first gear or Low Range. Pull first one, then the other hand-brake cable. If the noise stops when the wheel stops, you've located the faulty bearing.



To avoid getting grease and/or brake fluid on the new linings during a brake job, cover them with a couple of strips of masking tape as soon as they have been riveted or bonded to the shoes. Remove the tape when the shoes are firmly in place on the backing plates.

Continued