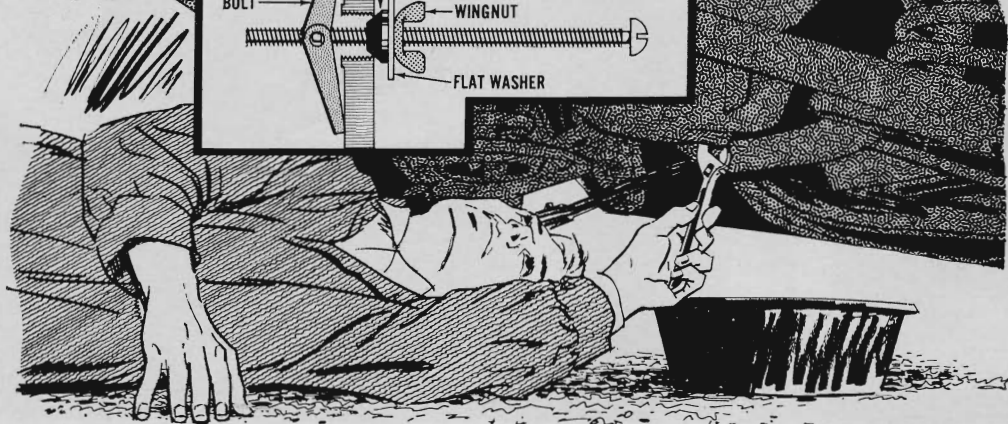
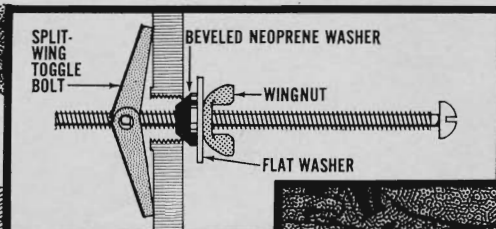
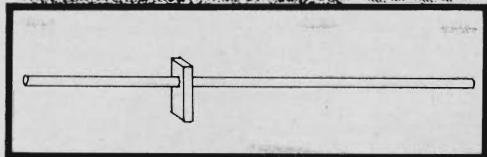



Hints from the Model Garage




Thread gone in your oil-pan plug hole? You could bore it out and tap for an over-size plug but such plugs are rarely available, and a full repair job, involving removal of the oil pan, welding in of a new nut assembly, and reassembly, would come

to between \$15 and \$20. An inexpensive solution is to fit a $\frac{3}{16}$ "-by-4" split-wing toggle bolt with a wingnut, a flat washer, and a beveled $\frac{3}{8}$ " neoprene faucet washer through the hole. You then drain the oil by loosening the wingnut.




An adjustable gas-pedal hold-down, handy when checking the engine (or warming up), is easy to make. You need a $\frac{3}{4}$ "-by-32" hardwood dowel and a $\frac{3}{4}$ "-by-2"-by-5" block. Drill the hole in the block $\frac{1}{32}$ " larger than the diameter of the dowel.



Relocating a distributor shaft after removal may be a problem. To help you replace the distributor on the correct lobe, you can dab a drop of paint, before dismantling, on top of the lobe at the spot where the rubbing block hits the lobe.

More Hints from the Model Garage



The steering-gear casing can fool you; don't assume it's full of oil just because it looks that way. The hole may just be covered with grease while the gear runs dry. To be sure, poke the crankcase dipstick in the lube hole to find the true level.



A drop of shellac or varnish on the hole will prevent damage to fresh paint when you reattach moldings or accessories. The shellac will keep the screwhead from cracking the paint and opening the way for moisture and rust formation.



To clean plastic windows on convertibles, use some jeweler's rouge on a wet cloth. Apply the paste with even strokes, up and down, and wipe dry with a clean piece of cloth. The same treatment works on the plastic of portable radios and TV faces.



Avoid the dirt of flat tires by keeping the spare in a cover made from an oversize inner tube, washed with soap and water, with valve stem removed. When a tire goes flat, snap the cover on before removing the wheel, and then change wheels.