
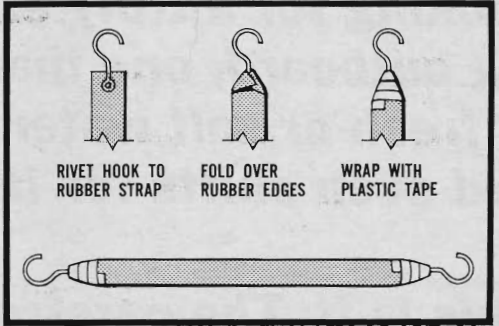



More Hints from
the Model Garage




Tinnerman nuts are commonly used to fasten trim to body panels. Here's an easy way to remove a nut without damaging the stud: Twist an old clutch spring on the stud, as above, and pull upwards. The spring relaxes the bite of the nut's teeth.



Make a trunk-lid hold-down strap, for use with oversize loads, out of a rubber strip cut from an old inner tube. Rivet a steel hook to each end, and finish as shown above. Hint: Make up several straps of different sizes so you have one to fit any load.



Hang your battery charger on a hook made by mounting a medium-size pegboard hook in your car firewall. Drill two 3/16" holes on 1" centers, and slip the hook in place. Besides being convenient, the charger gets sufficient ventilation to prevent overheating.



Keep your car from rolling off the jack when you change a tire with this pair of safety wedges. Make them by chaining together two 8" lengths of 1 1/2" angle iron or tempered-aluminum angle. Place the wedges against the unjacked wheel on the lifted side.