





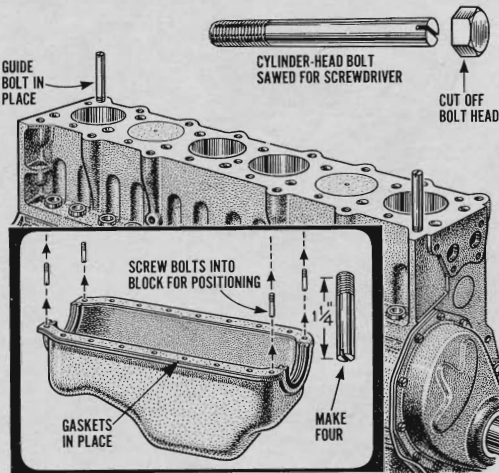
More Hints from the Model Garage




To prevent water accumulating in a horizontally split garage door, snip in half 1 1/4" bronze weatherstripping. Nail the perforated half of the strip to the upper edge of the door at the split, letting it lap over the crack. Paint it the color of the door.



A simple crib for the baby can be made for the luggage compartment behind the back seat of a Volkswagen. All you need are a piece of plywood or hardboard, stove bolts, and 1/8"-by-5/8" steel strap for hangers. For safety, add a baby-carriage harness.



Installing cylinder heads and oil pans of some types can be made easier with guide bolts. Make them by cutting off the tops of old head and pan bolts, and slot them to take a screwdriver. They are easily removed when the head and pan are in.



Make an inexpensive holder to retain tire-tube valve stems and they won't slip inside the rim when you're mounting a tire. Drill a hole through the end of a standard metal valve cap large enough for a cotter pin. Put in the pin and spread out the legs.