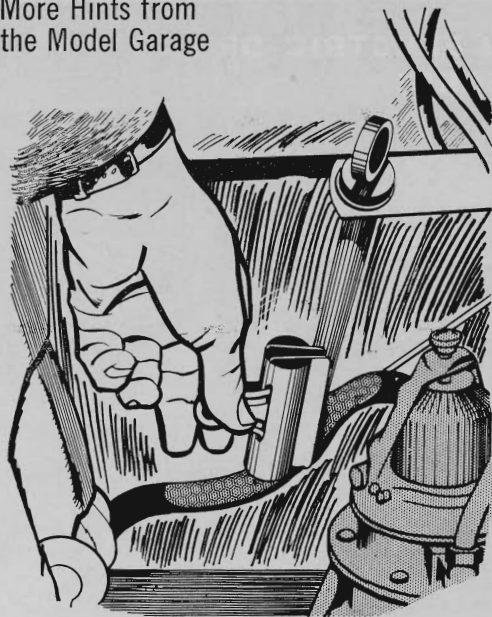




More Hints from the Model Garage




A small chunk of dirt stuck under a carburetor's needle valve can hold it open, flooding it. Here's a quick remedy: Clamp off the fuel supply, run the engine till the carb is dry, then remove the clamp and restart. The inrush of fuel will clean the needle.



When removing electrical equipment, don't cut any wires until you've stuck small masking-tape "flags" on either side of the cut. Label each pair with the same number. There will be no confusion when it's time to reconnect; just match up the numbers.



Patch a leaky polyethylene windshield-washer tank with molten polyethylene. Light the end of a small piece of $\frac{1}{4}$ "-diameter polyethylene tubing. Let the slow-burning tubing drip melted plastic into the crack. When hard, it's a permanent repair.



The tiny spring inside a spring-loaded vent-pane lock knob is a hard item to buy at an auto-supply house. You can make a perfect replacement from the spring inside an old ball-point pen. Carefully cut the pen spring to the right length with wire cutters.