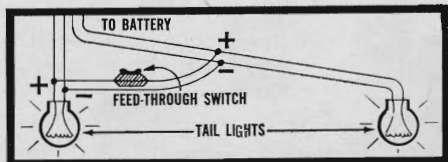


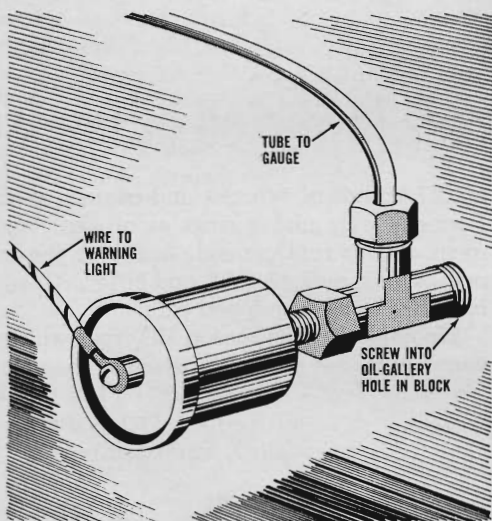


Hints from the Model Garage




With all four blinkers flashing, you don't need flares when you stop at night for repairs. Connect both tail lights with two insulated wires. On one wire, connect a feed-through switch. In an emergency, turn on the switch and the turn signals. To

return signals to normal operation, turn the feed-through switch to off position. Besides its safety value, this hookup could save you from getting a ticket. In some states it's illegal to operate a single signal when stopped at the roadside for repairs.



When installing an oil-pressure gauge in a car equipped with only a warning light, use a brass T fitting so the gauge and light both work. It's a good idea to retain the light; it will draw your attention faster than the gauge if pressure drops suddenly.



Prevent rusting around chrome trim by sealing the crack between the trim and the body metal. Put a point on a stick of lubricant and apply the lube along the length of the trim. This will keep water from getting down inside the molding.