





# Hints from the Model Garage




Protect your sleeves from grease and dirt when making road repairs while wearing good clothes. To make a pair of sleeve guards, cut off the ends of two transparent plastic bags—the kind in which supermarkets sell cereals. Clean the inside of each

bag with a damp cloth, wipe dry, and secure at the wrists with rubber bands. When the bags aren't being used, roll them both up together and twist the rubber bands around them. They'll fit compactly into a corner of your glove compartment.



When a key breaks off in a door, trunk, or ignition lock and you can't get the broken piece out, grind down a section of saw blade so it fits next to the broken piece in the lock. Pull back gently; the blade teeth will pull out the broken piece.



Remove pebbles and other foreign matter from tire treads. They can cause a flat or serious tire damage. For your next grease job, go to a garage with a frame lift. While the car is being serviced, pluck out particles with a pair of long-nosed pliers.