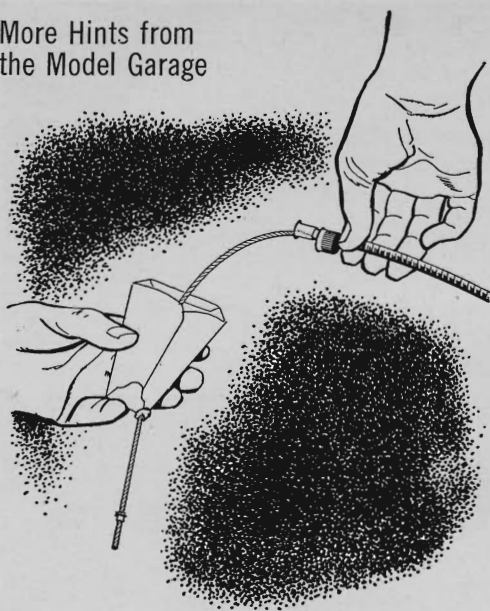



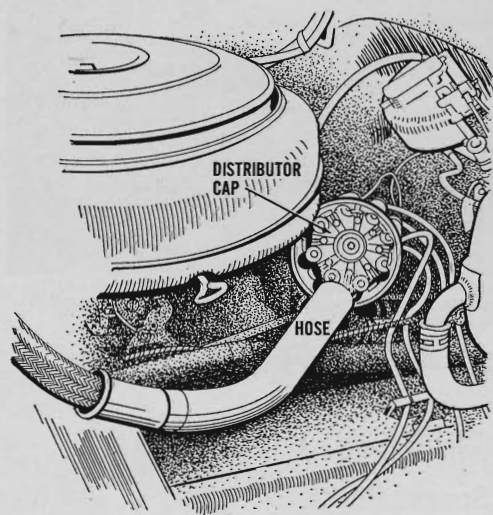
More Hints from the Model Garage




Lubricating a speedometer cable is easy with a paper drinking cup, and avoids getting grease on the upholstery. Cut the bottom of the cup so the cable just goes through, and put graphite grease in it. Feed cable through cup and into its housing.



To punch holes in gasket material, use an ordinary metal tire-valve cap. It's just the right size for most applications. Place the cap where the hole is to be cut and hit it with a hammer. The sharp edges of the cap will make a perfect hole every time.



A wetted-out distributor cap can be dried quickly without removing the spark-plug wires. Use a tank-type vacuum cleaner and hose attachment. Blow warm air from the vacuum cleaner into the cap. An electric hair dryer will do the job just as well.



Make your own tire-valve tool from a pocket-size screwdriver. Just cut a slit $\frac{1}{16}$ " wide and $\frac{3}{8}$ " deep in the blade tip with a hacksaw. The tool makes removal of valve cores easy, and takes little space in the glove compartment or toolbox.