
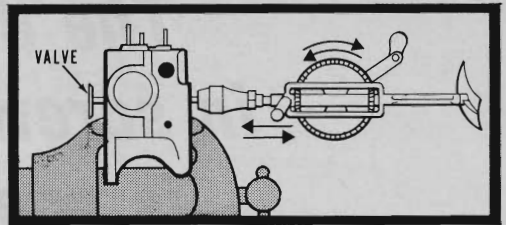



More Hints from the Model Garage



Following road maps is easy if you cut out your route in the form of strips. Join the ends with transparent tape to form sleeves that fit loosely around your sun visor. As you travel, rotate the sleeves instead of fussing with folded maps.



VALVE SEAT WITH PENCIL MARKS



When lapping valves, especially on small OHV foreign engines, use a $\frac{1}{2}$ " breast drill. Clamp the head in a vise and grasp the valve stem in drill chuck. Mark valve seat at 90-degree intervals with soft pencil. When marks are erased, seat is "in."



Make a handy tool for removing tire valves by cutting off the valve stem from a tubeless tire. Then firmly screw on a notched valve cap. The stem provides a smooth handle to grip. Slip a pencil clip on the shaft to hold the tool in your shirt pocket.



To touch up small pits or paint chips, use a large sewing needle or a piece of small-diameter bare wire. Dip into the paint and put the point against the chipped spot. Paint will run off the needle and neatly fill the hole without smearing adjacent area.