




Hints from the Model Garage



Removing decals from car windows and bumpers needn't involve tedious and messy scraping with razor blade. Just fold a kitchen paper towel into a patch slightly larger than the decal. Tape it over the decal and saturate with household ammonia,

using a small brush. Press the paper down occasionally to insure full contact, and apply more ammonia when the paper begins to dry. After about a half hour the decal will dissolve. It can then be wiped off with a damp paper towel.




Keep a blackboard eraser on your dashboard. It's handy for cleaning condensation off the inside of the windshield on cold days. It also serves as a coin holder for tolls. To keep the eraser from sliding off, cement or screw on it a small magnet.

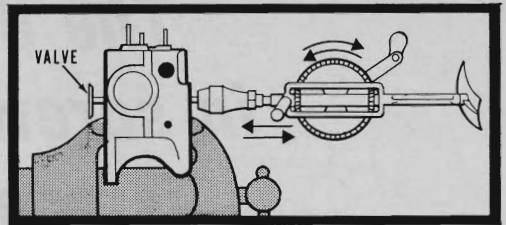


Remove paint overspray on upholstery by first softening spots with turpentine. Wipe with a cloth and hot, soapy water. Then mix fuller's earth with water to form a paste, apply to the stain, and let dry. Brushing off paste removes the paint.


More Hints from the Model Garage



Following road maps is easy if you cut out your route in the form of strips. Join the ends with transparent tape to form sleeves that fit loosely around your sun visor. As you travel, rotate the sleeves instead of fussing with folded maps.



VALVE SEAT WITH PENCIL MARKS



When lapping valves, especially on small OHV foreign engines, use a $\frac{1}{2}$ " breast drill. Clamp the head in a vise and grasp the valve stem in drill chuck. Mark valve seat at 90-degree intervals with soft pencil. When marks are erased, seat is "in."



Make a handy tool for removing tire valves by cutting off the valve stem from a tubeless tire. Then firmly screw on a notched valve cap. The stem provides a smooth handle to grip. Slip a pencil clip on the shaft to hold the tool in your shirt pocket.



To touch up small pits or paint chips, use a large sewing needle or a piece of small-diameter bare wire. Dip into the paint and put the point against the chipped spot. Paint will run off the needle and neatly fill the hole without smearing adjacent area.