
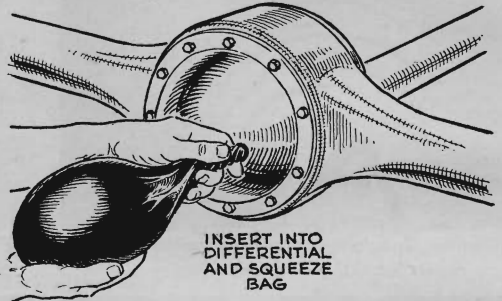



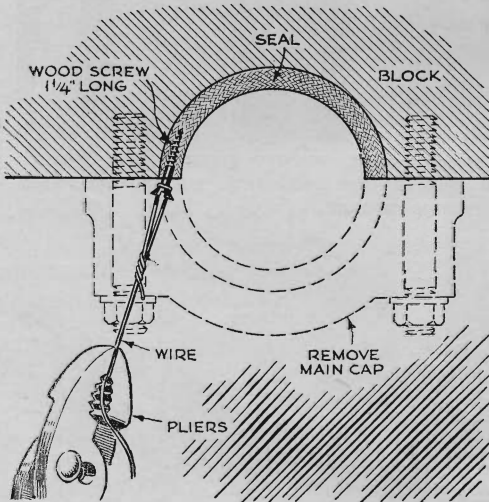
## More Hints from the Model Garage




Light up the opening for your oil dipstick by taping a small penlight to the top of the stick. Then spot the opening with a few dabs of luminous paint. You'll not only save time and trouble finding the hole, but you'll have a spare flashlight handy.



When the differential needs work, you may want to save the grease to replace later. Using a plastic bag makes the job easy. Give the top of the bag a twist to store the grease until your work is finished. Then squeeze the grease back in, as shown.



To free a rear main-bearing seal, first remove the bearing cap and drive a wood screw diagonally into the side of the seal, as shown. Then wind a wire around the screwhead and pull the seal out with pliers. The screw provides an anchor to pull on.



To clean a car engine with degreaser solution, try applying it with a pump-type insecticide sprayer. The spray coats the engine with a fine, clinging film that gets into hard-to-reach crevices. It also saves waste from excessive dripping and runoff.