





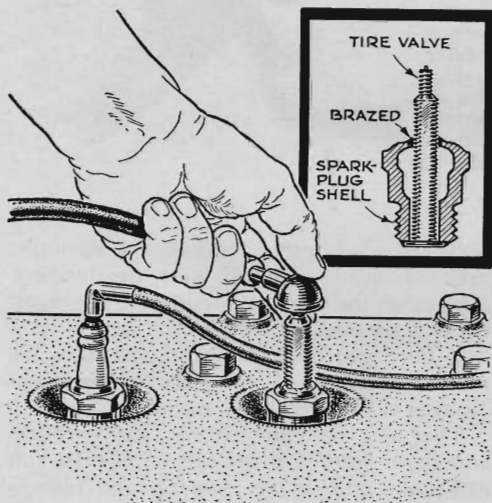
Hints from the Model Garage



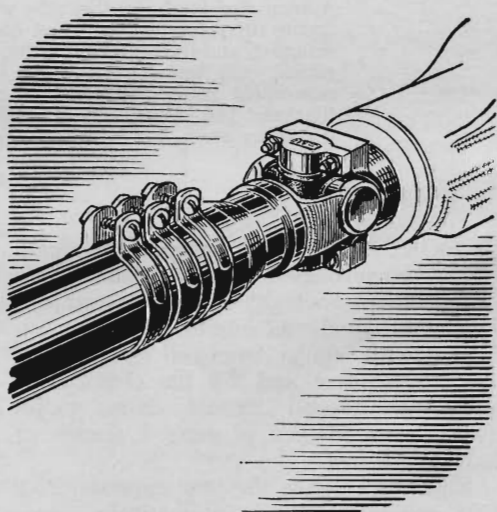
Avoid balancing wheels a second time when you remove a tube tire from its rim to repair a flat. A small dab of paint on both rim and tire will provide a handy guide for lining up the tire at the correct spot on the rim when you replace it.



A tough, resilient garage bumper can easily be made from an old tire. Slice off the tire beads first. Make about 10 or 12 slashes in the rims. Then nail a two-by-four to the garage studs at the level of your auto bumper and nail the tire over it.




Compression testing is easier with this tire valve brazed into a spark-plug shell. Set the cylinder at TDC between compression and power strokes. Blow in air at 50 to 100 p.s.i. Escaping air at the carb intake or exhaust pipe pinpoints the bad valve.

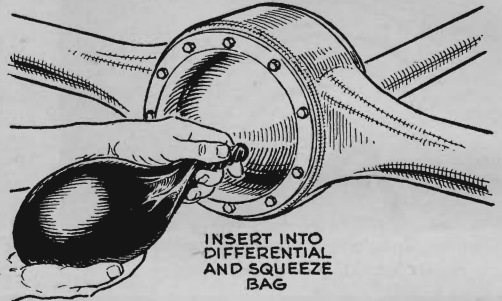



An out-of-balance drive shaft sets up vibrations that can sometimes be traced to a slight eccentricity or out-of-roundness in the shaft. To offset this, fit large hose clamps around the shaft, lining up the tightening screws on the light side.

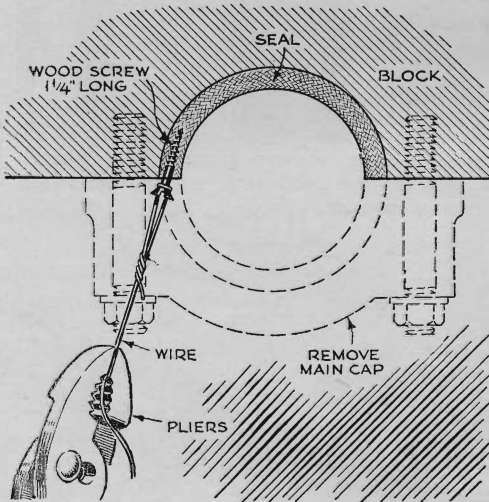
More Hints from the Model Garage




Light up the opening for your oil dipstick by taping a small penlight to the top of the stick. Then spot the opening with a few dabs of luminous paint. You'll not only save time and trouble finding the hole, but you'll have a spare flashlight handy.



When the differential needs work, you may want to save the grease to replace later. Using a plastic bag makes the job easy. Give the top of the bag a twist to store the grease until your work is finished. Then squeeze the grease back in, as shown.



To free a rear main-bearing seal, first remove the bearing cap and drive a wood screw diagonally into the side of the seal, as shown. Then wind a wire around the screwhead and pull the seal out with pliers. The screw provides an anchor to pull on.



To clean a car engine with degreaser solution, try applying it with a pump-type insecticide sprayer. The spray coats the engine with a fine, clinging film that gets into hard-to-reach crevices. It also saves waste from excessive dripping and runoff.