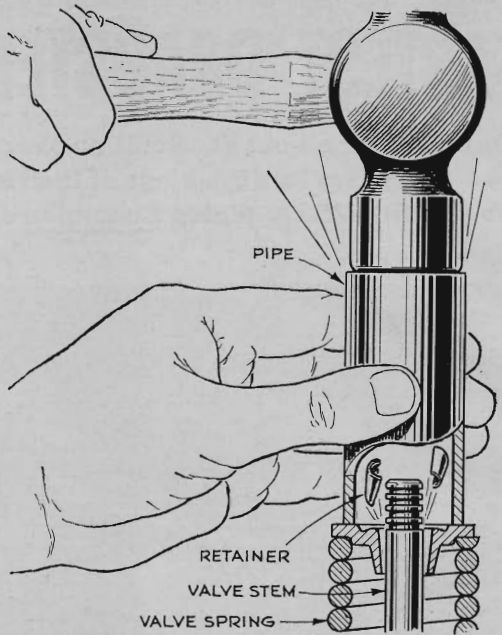




Check valve-spring tension with a bathroom scale. Cut cardboard tube to length specified for compressed spring. Lay cardboard strip over tube, and block of wood over spring. Step on wood. When the strip starts to tip, take a reading on the scale.



Overhead-valve retainers pop off with a minimum of fuss if you force them out with a piece of pipe. Slip the pipe over the valve stem onto the retainer washer. Strike the pipe a solid blow with a hammer. The retainers will jump out inside the pipe.



To loosen the nut on a generator, wrap an old fan belt around the pulley as tightly as possible. Then squeeze the belt in a vise. This will hold the generator securely and allow you to remove the nut without danger of damaging fragile parts.



Installing a flexible lower radiator hose isn't easy when working room is limited. Try preshaping the hose into a U and fastening the ends with wire. Position hose and loosen the wire. This releases the hose, which forces itself into place.