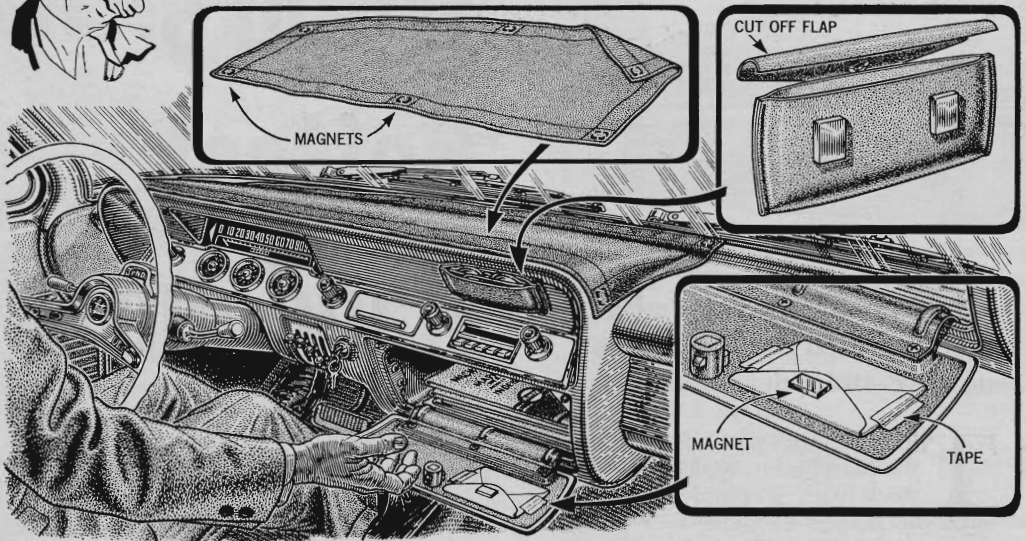


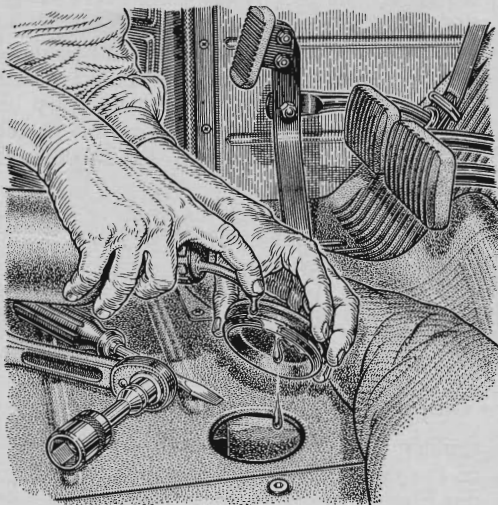


Hints from the Model Garage



Small magnets make good fasteners for many auto accessories. Sew several into the hem of a dark-colored cloth and apply it to your dashboard top to prevent glare. Or cement two magnets to the back of a sun-glasses case. This keeps the glasses on the

dashboard, where they're handy. Cutting off the flap makes it easier to remove the glasses. An envelope taped to the glove-box lid holds credit-card receipts and trading stamps neatly; a magnet cemented to the flap keeps the envelope closed.




To ease replacing the rubber cap over the brake-fluid-filling opening (on cars where the master cylinder is topped up through a hole in the floor), try this: Lubricate the cover with brake fluid. Floor fillers exist in many older cars and a few new ones.

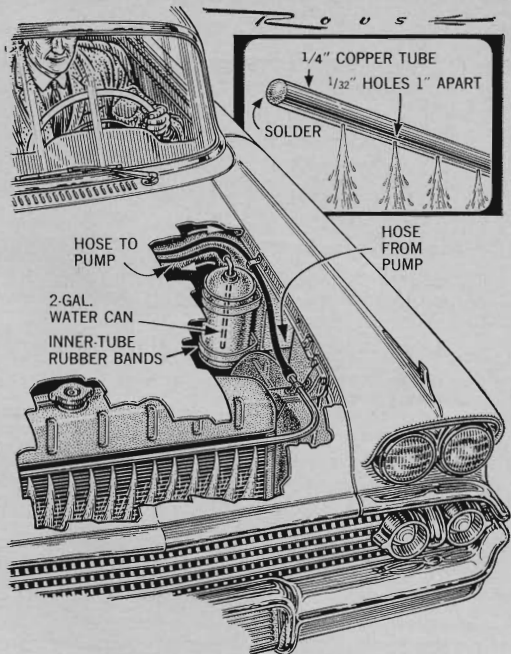


A permanently mounted toolbox under the hood keeps small tools, tire gauge, spare fuses, and dipstick rag handy. Use a two-quart metal container, cutting one side away and rolling under the sharp edges. Paint it and mount with existing bolts.

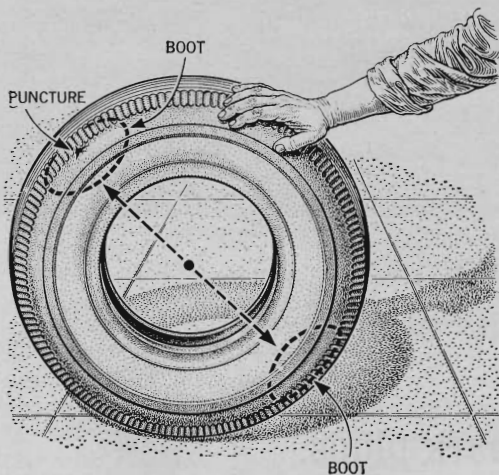
More Hints from the Model Garage



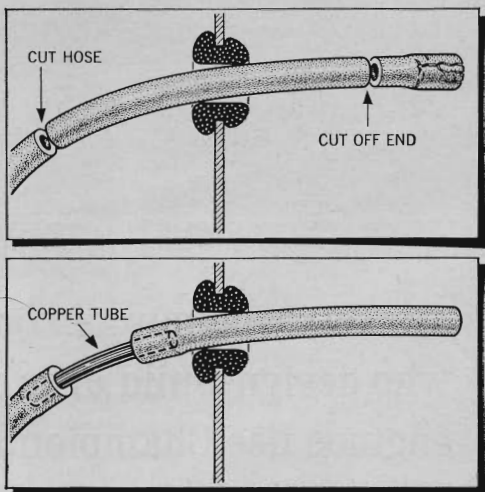
Store snow tires out of the way in a wooden rack, like the one above. Make a 60"-long frame with 9"-by-25" bays from two-by-twos and a 1" board. The storage rack serves the year round, since it holds your standard tires in the wintertime.



When towing a trailer in mountain country one reader prevented overheating by running a hose from the windshield-washer pump to a copper tube over the radiator. Water from a two-gallon can squirts from holes drilled in the tube, providing cooling.



When repairing a tire casing with a boot, install a second boot of the same size directly opposite the first. This helps balance the wheel. The cost of the extra boot is well worth while, since vibration and wheel tramp at speed are eliminated.



A cracked end on a vacuum hose doesn't necessarily mean replacement of the entire hose. Cut the hose in half under the hood and insert a piece of copper tubing for added length. Snip off the worn end and replace the hose on the fitting.