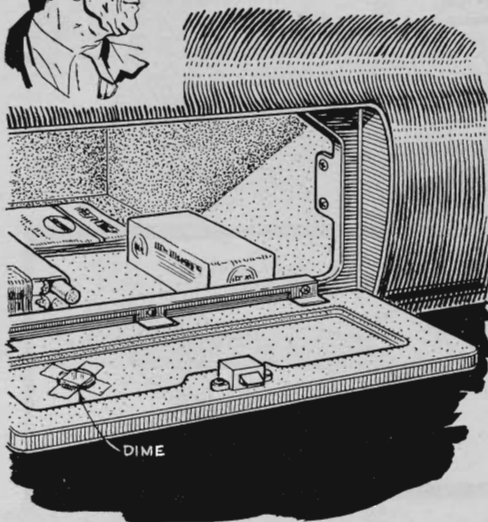
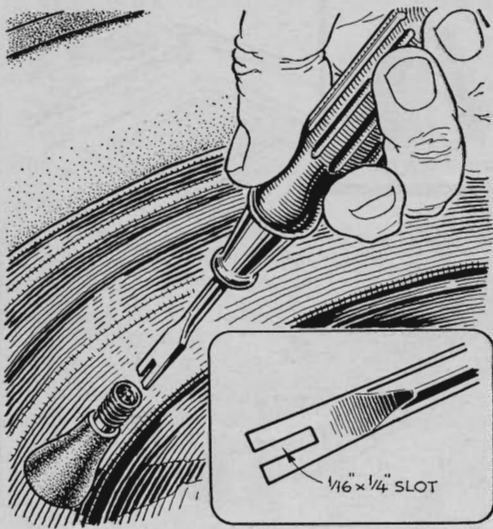




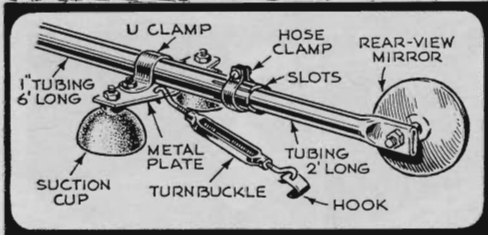
Hints from the Model Garage




A dime taped to the glove-compartment lid could be the most important piece of emergency equipment you have. A phone call from a roadside booth can quickly summon an ambulance for an accident victim or a mechanic if your car should break down.



Removing the valve stem from a tire is an easy job with this homemade valve tool. Cut a $\frac{1}{16}$ " slot in the tip of a thin-bladed screwdriver with a hacksaw and file. You may have to grind down the edges of the blade so it will fit inside the valve.




Extend these mirrors when towing a trailer and push them in when the trailer is unhitched. Accessory mirrors are attached to 2' aluminum tubes that telescope into a 6'-long, 1"-diameter tube with slotted ends. Clamps hold the extensions tight.

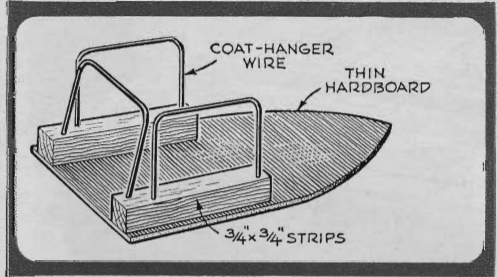
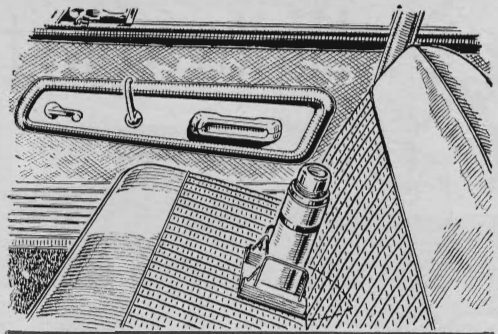


Fouled rocker-arm oil lines are common on certain sixes. Easy fix: Install a tee fitting on the oil-filter outlet. Then run a flex line from the tee to the clean-out hole on the right side of the block to feed oil directly from the filter to the rocker arms.

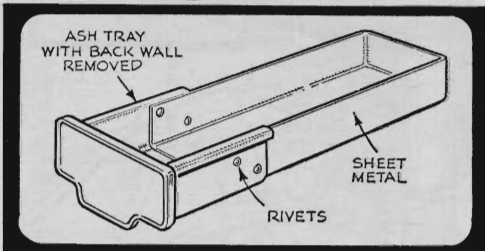
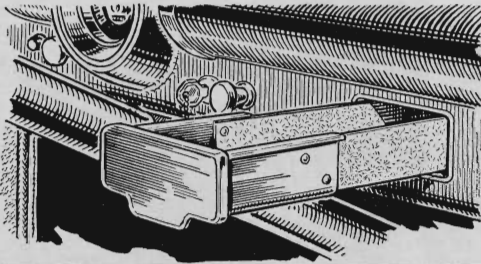
More Hints from the Model Garage




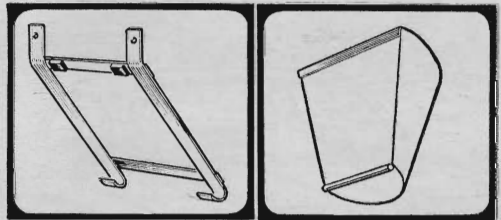
An inexpensive axle and frame stand can be had from your TV repairman; just ask him for a burned-out picture tube. Have the glass removed (let him do this). The top of the metal cone will crush slightly in use; this keeps the car from slipping off.



A wire holder for your thermos bottle will keep it from tipping when you turn or stop quickly. Cut the flatiron-shaped base from hardboard. Tack and glue wood strips to it and drill them to accept coat-hanger wire. The base slips under the front seat back.



Use your pull-out ash tray as a storage box if you're a nonsmoker. Remove the back wall and extend the length of the tray with sheet metal. You will then have a handy storage compartment for a pencil, pen, comb, tire gauge, and other small items.



Install a litter basket in your Corvair under the radio. A cross-braced bracket hangs on screws in back of the radio. A $1/4$ " dowel glued to the bottom of the basket fits curved bracket ends. Two magnets on the bracket hold a metal strip at top.