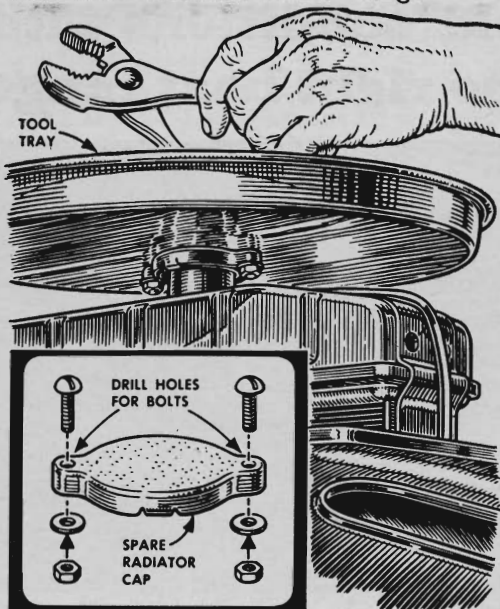
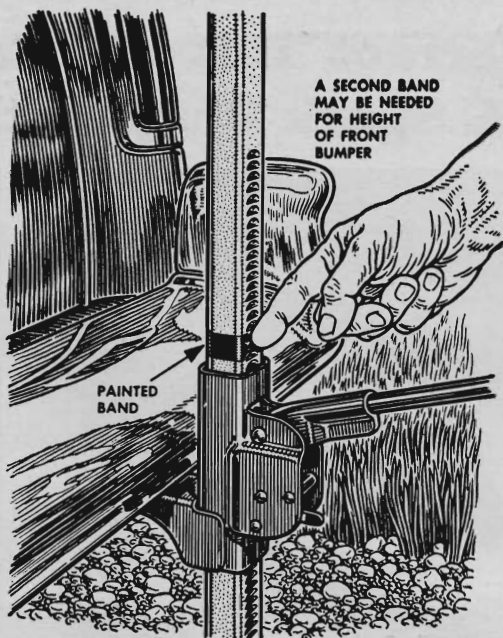


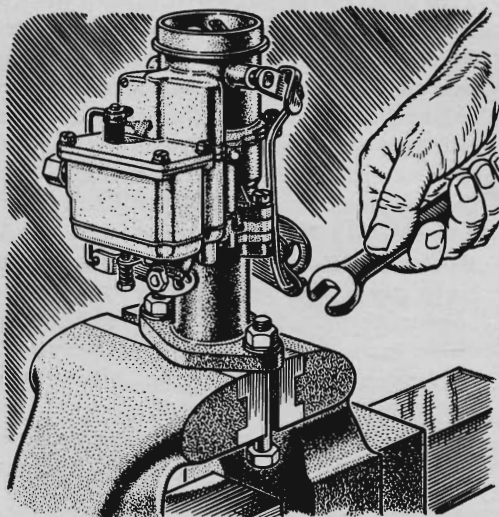
More Hints from the Model Garage



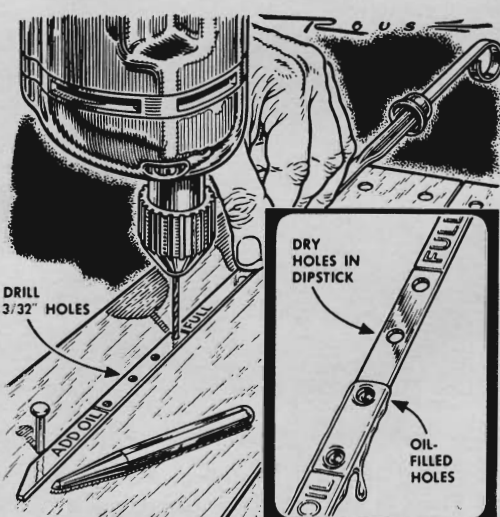
A tip-proof tool tray can be made by bolting a large pie tin or serving tray to the top of a spare radiator cap. Mounted on the radiator's filler neck in place of the regular cap, the tray is right at hand as you work in the engine compartment.



A mark painted on your bumper jack will tell you quickly just how high to raise the car to clear both the flat and the inflated spare. On some cars, two height marks may be needed, one for jacking up the front end and one for the rear.



To hold a carburetor while you work on it, clamp two $\frac{3}{8}$ " bolts in a vise and bolt the carburetor to these through the mounting holes in the flange. This will provide a very rigid work mount without any danger of damaging the carburetor.



Reading the crankcase dipstick will be easier, especially when the oil is fresh and clear, if you drill four small holes between the FULL and ADD OIL marks. The holes covered by oil will appear as tiny lenses; the others will remain open.