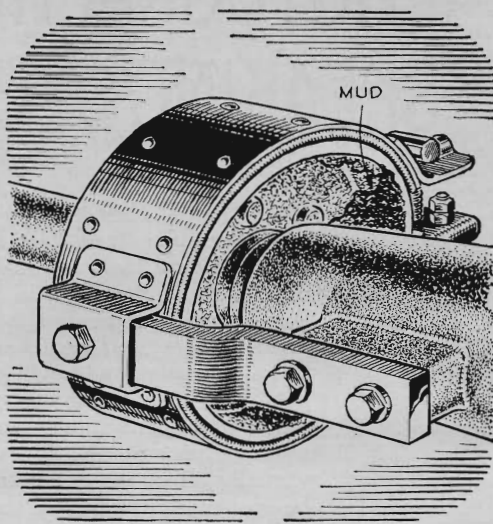




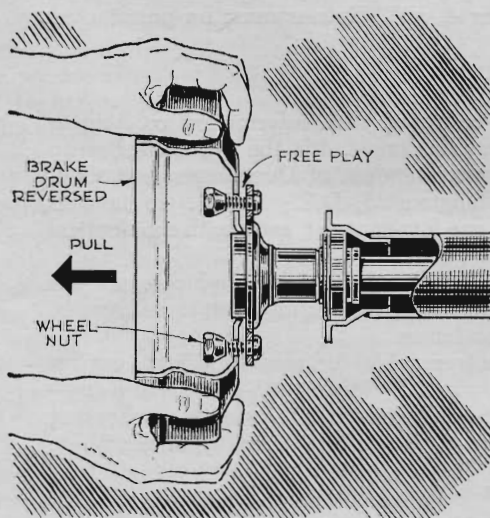
Hints from the Model Garage



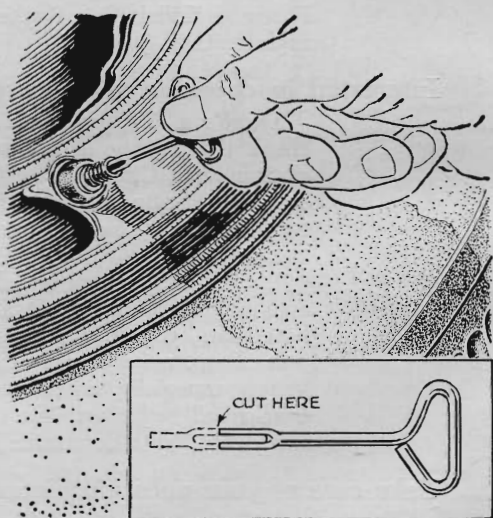
You can check an oil-change sticker from the driver's seat—when you're most likely to think of it—if you paste it on the back of your sun visor. In its usual mounting place on the door frame, the sticker does a poorer job of reminding you to change oil.



Drive-line vibration in recent standard-shift Chrysler Corp. cars with an emergency brake on the drive shaft may be caused simply by an accumulation of dirt on the brake drum. This creates an unbalanced condition. Solution: Clean the drum.



Pulling a wheel to inspect the bearing is difficult without a special puller, unless you try this trick: Reverse the brake drum, place it on the studs, and screw three nuts on part way, leaving about $\frac{1}{2}$ " of play. Grasp drum on both sides and jerk it back.



Make your own tire valve-stem wrench from one of the small key openers supplied with many coffee and sardine cans. Cut off the end of the key with a hacksaw or heavy shears and, if necessary, dress the edges of the metal with a file.