
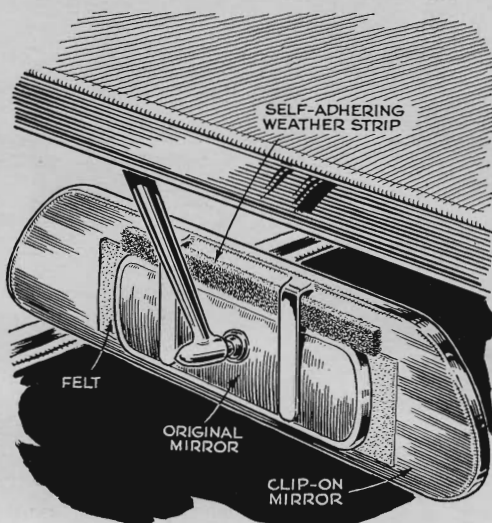


# Hints from the Model Garage



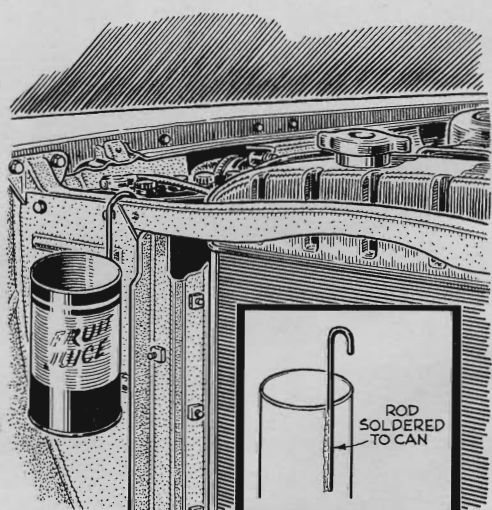
To blow dirt from around spark plugs before you remove them, use an empty snip-off-cap plastic detergent bottle. A few good squeezes will whisk the dust away. The same method can be used to blow lint out of heaters without damaging them.



That oversized clip-on mirror won't loosen and rattle if mounted this way. Place a length of weather stripping just above the stock mirror to carry the weight of the clip-on. Cement a piece of felt to the back of the clip-on to absorb vibration.



Hold cans upright in a truck bed with inexpensive, readily available magnetic cup hooks. Bend each hook closed to form an eye. When slipped over the neck of the can, the eye keeps the can from overturning and perhaps spilling its contents.



A container for holding small parts can be a big help when you're working under the hood. Use a small tin can and a foot-long piece of rod bent into the shape of a cane. Solder the rod to the can and form the hook to fit the top of the radiator guard.