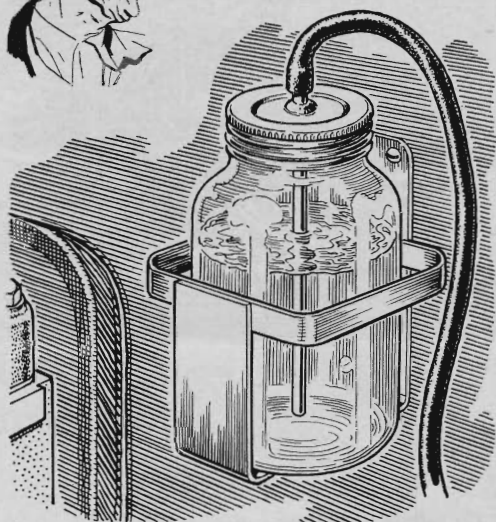






Hints from the Model Garage




Windshield washer reservoirs need distilled water in hard-water areas—but it's not always easy to come by. For a substitute, collect water from melting ice when you defrost your refrigerator or from the plastic drain pan of an electric dehumidifier.



Similar distilled water substitutes can be used in your battery. You can carry a ready supply in your car by filling a plastic detergent bottle. Drill a 1/16" hole in the cap tip from the inside, and clean the bottle thoroughly before you fill it.




Radiator and heater hoses are too often located near oil dipstick tubes and valve covers, where they get coated with oil and start to deteriorate. To prevent this, give such hoses a jacket of foil, held in place with a wrapping of light wire.

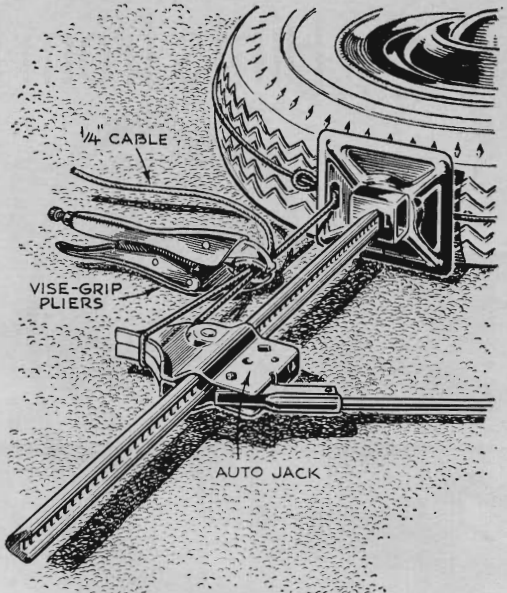


A plastic "eyebrow" can kill windshield reflections from a lighted instrument panel. Cut it from flexible opaque sheet, loosen the molding enough to slip the edge under, then retighten. If dash lacks molding, drill holes for sheet-metal screws.

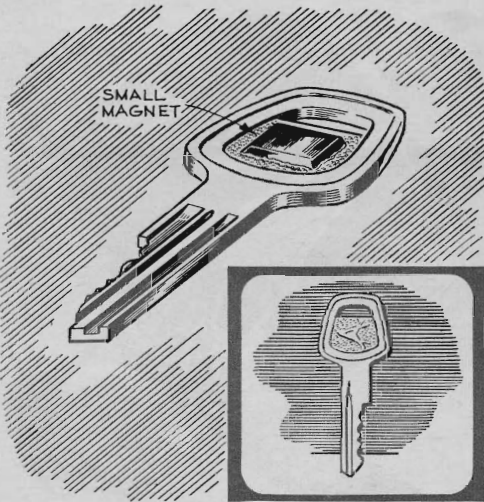
More Hints from the Model Garage



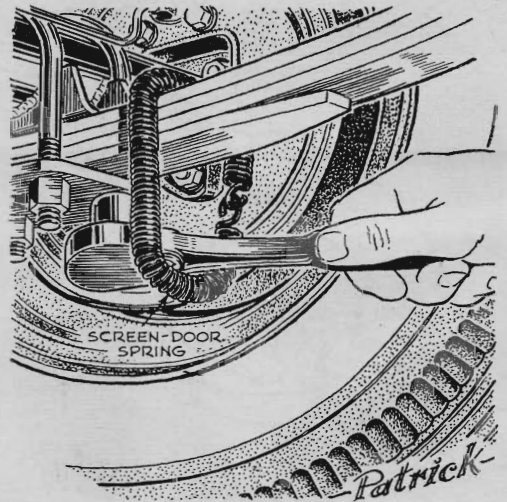
Put light where it's needed, when you're working under the hood or inside the body of a car, by rigging up this light stand. Connect a gooseneck desk lamp to an old floor-lamp stand. Add a hook to store the coiled cord when the lamp's not in use.



To inflate a tubeless tire, you need a good seal between bead and rim. Try running a cable lasso around the crown, passing the free end through the base hole of your jack and around the lift finger. Work jack to compress the tire till it holds air.



You'll never be locked out if you hide a spare door key where it's accessible from the outside. A simple way to attach it to the car body is to fasten a small magnet to the head with epoxy glue. The type of magnet often sewn on potholders is ideal.



When removing U bolts from auto springs, keep a socket wrench seated on the nut by looping a screen-door spring around the axle or spring. Slip wrench through the sling, which should be snug enough to exert tension. Wrench can be turned with one hand.