
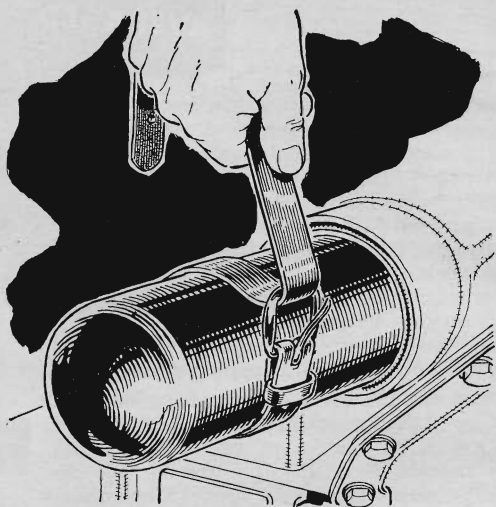




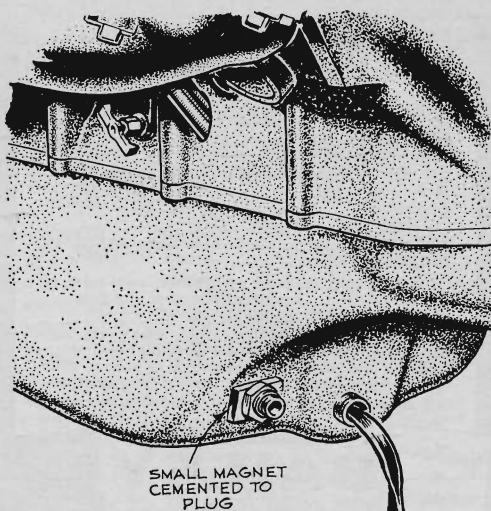
# Hints from the Model Garage




Paper towels are as useful away from home as they are in the basement workshop. Keep them handy: Attach a regular holder inside the car trunk. When you must handle greasy or dirty jobs on the road, simply raise the trunk and tear off what you need.



Changing a throw-away oil filter can mean a lot of struggling. Try using an old leather strap and buckle to remove it. Just slip the looped belt over the filter, tighten it up, and lift it out. The tightened strap will keep it from slipping.

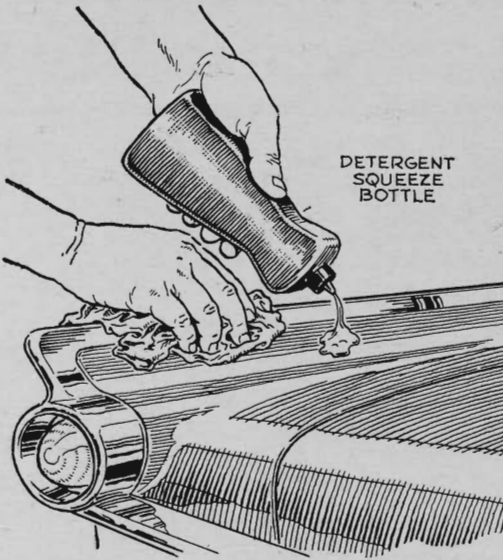


Let magnets work for you. They are simple little assistants, often overlooked. You can hang up items with them, use them as hold-downs for loose papers, or cement them on equipment as grips. For instance, it's easy to misplace the drain plug when changing

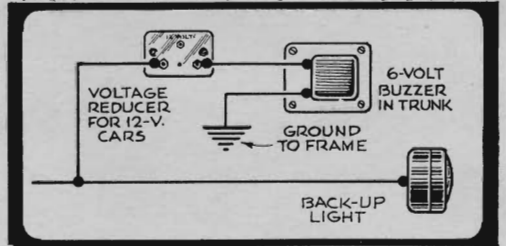



oil. By cementing a small magnet to the plug, you can keep it beside the drain hole. Or, if the gas-tank lid fails to close, buy a magnetic door catch. Drill two holes inside the gas well, then attach the catch so the lid touches the magnet in the closed position.


## More Hints from the Model Garage



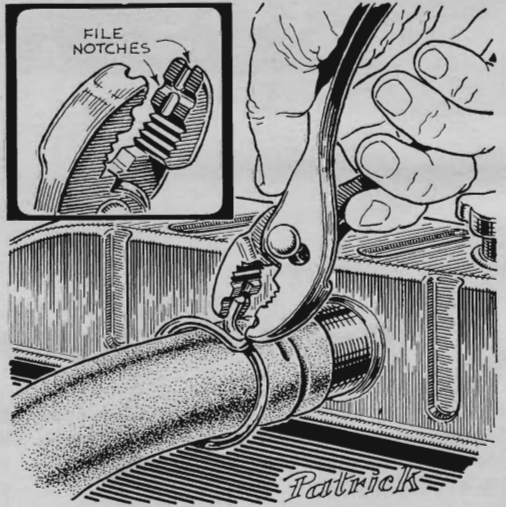
To apply car wax, put it in a plastic squeeze bottle of the type some liquid detergents come in. While one hand is squirting the polish, the other spreads it. This speeds application and eliminates accidentally overturning a standing container.



When backing up, you can alert children with this alarm: Add a six-volt buzzer to the car's electric system by mounting the unit inside the trunk and connecting it to the back-up circuit. The buzzer will sound when the car is in reverse.



If the battery runs down frequently, you can suspect a small but constant current drain. This is checked by disconnecting one battery cable and touching it against the terminal. A tiny spark indicates that current is flowing. Check all wiring.



An old pair of slip-joint pliers makes a dandy tool for removing spring-type radiator-hose clamps. Notched as shown, it will hold a clamp without slipping. And you can work the pliers at various angles in those difficult or tight locations.