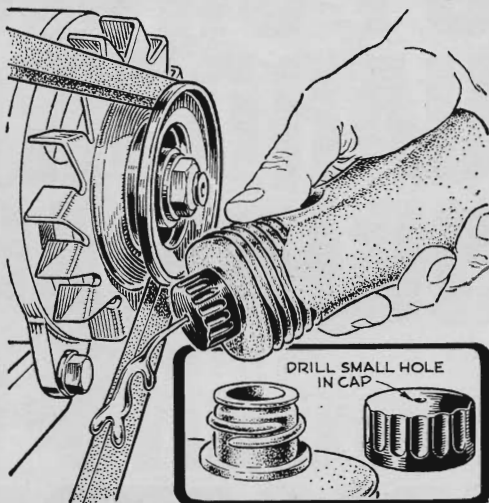




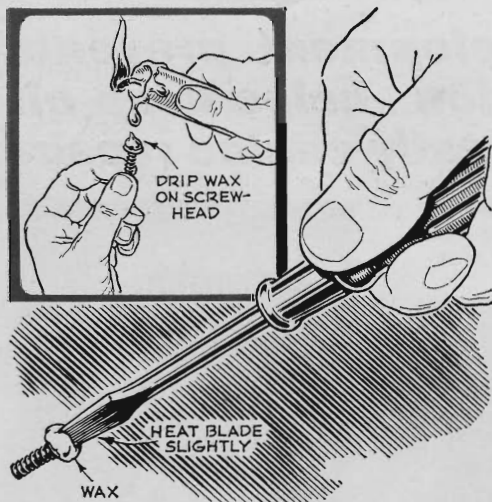
# Hints from the Model Garage




Drivers who forget to dim are a hazard. To avoid being blinded by a closely trailing car, form the word "dim" with reflector tape on the passenger's-side sun visor. Flipping down the visor gently reminds the offending driver that his high beams are on.



Squirting belt dressing or oil into hard-to-reach spots is easy with a plastic liquid-detergent container. Drill a small hole in the cap, and fill the container with oil or any other liquid you want to spray. To squirt, just squeeze the sides of the bottle.



Starting a screw by hand is difficult if it's behind a dashboard or in other confined areas. Here's one way to make the screw stick to the screwdriver blade: Drip candle wax on the screwhead, heat the blade slightly, and press it into the screw slot.



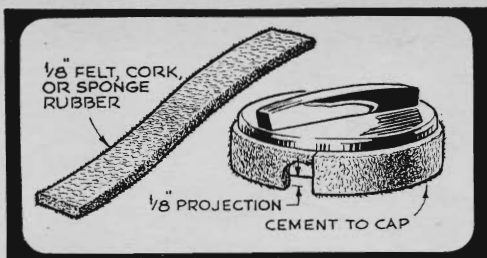
Whitewalls come out whiter than new when cleaned with a small wire brush and powdered household cleanser containing bleach. Wet the tires before scrubbing them. To prevent damage to the rubber, carefully rinse off all the cleanser afterward.

## More Hints from the Model Garage



18" LENGTH OF OLD INNER TUBE CEMENTED TOGETHER AT ONE END


If your radiator boils over, an 18-inch section of old inner tube cemented closed at one end makes a handy refiller. Use it to carry water to your car from a nearby stream or tap. When not in use, the flexible bucket rolls up for compact storage.



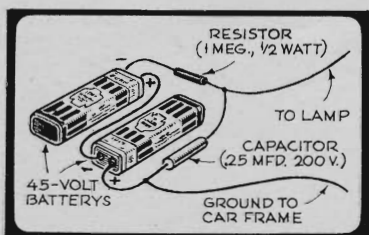
$\frac{1}{8}$ " FELT, CORK, OR SPONGE RUBBER

$\frac{1}{8}$ " PROJECTION

CEMENT TO CAP



Collar your gas cap with a strip of foam rubber, cork, or felt glued in place. It will keep the car paint from being scratched by pumpmen who plunk the cap on a fender or deck lid. Extend the strip  $\frac{1}{8}$  inch below the cap's base to act as a cushion.



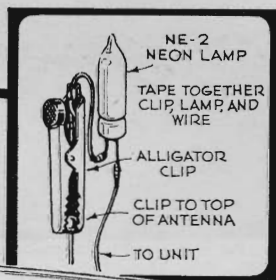
RESISTOR (1 MEG.,  $\frac{1}{2}$  WATT)

TO LAMP

CAPACITOR (25 MFD, 200V.)

45-VOLT BATTERIES

GROUND TO CAR FRAME




NE-2 NEON LAMP

TAPE TOGETHER CLIP, LAMP AND WIRE

ALLIGATOR CLIP

CLIP TO TOP OF ANTENNA

TO UNIT



Finding your car at night, particularly in a big parking lot, can be a problem. But this tiny antenna light will guide you to it every time. You'll need two 45-volt batteries, a resistor, a capacitor, and a length of small-gauge insulated wire running to a neon bulb

on an alligator clip. When you leave your car, snap the clip to the top of your antenna, close the window over the wire, and connect the ground lead to the dash or any other handy part of your car. The power pack can be kept in the glove compartment.