
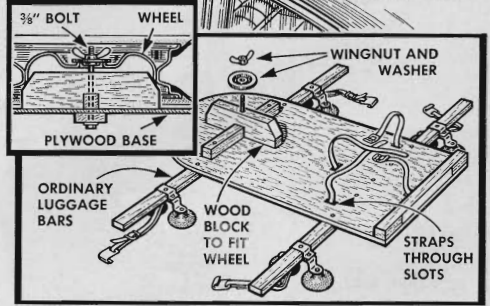
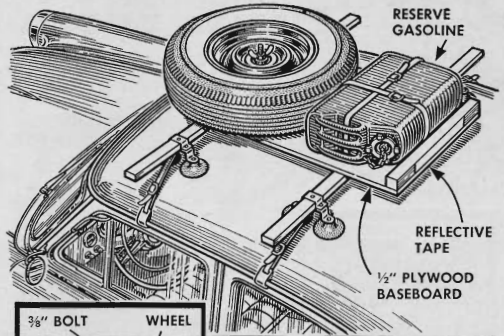


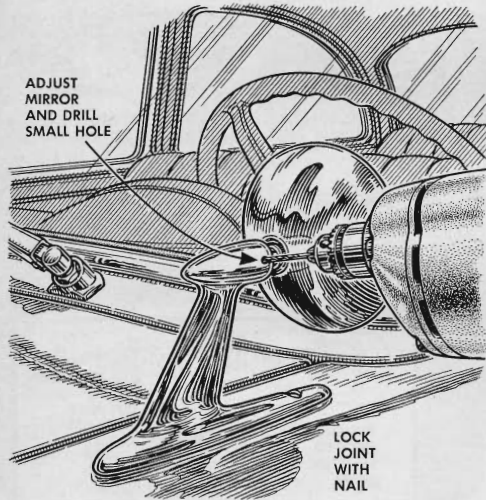
## More Hints from the Model Garage



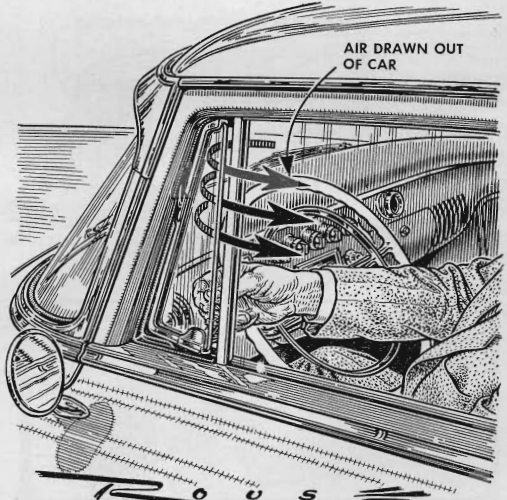
To keep a set of booster cables from becoming tangled when not in use, bind them together with electrician's tape at 12-inch intervals. Leave the ends free, so they can be separated far enough to reach the battery terminals.



All the luggage around the spare tire will have to be unloaded if you have to change a flat on a trip. To avoid this, and to gain extra space for luggage, store the spare on top of the car, along with extra gas. Pack tools under a seat.



You can avoid the nuisance of readjusting the side-view mirror every time someone brushes against it by pinning it securely in position. Drill a small hole through the ball-and-socket joint and put a cotter pin or nail in the hole.



Heater performance can be greatly improved by opening the vent windows slightly. As air is drawn out of the car, a draft is created that increases the amount of fresh air that flows through the core of the heater.