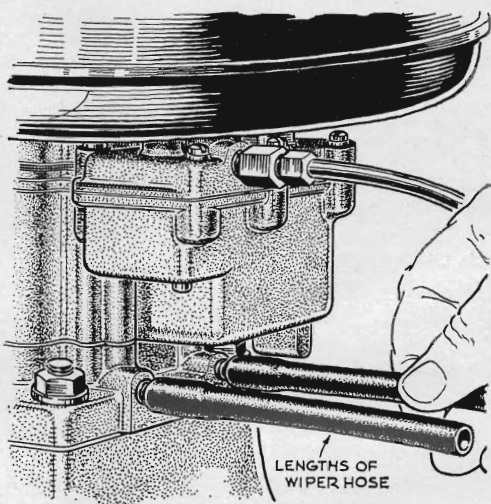


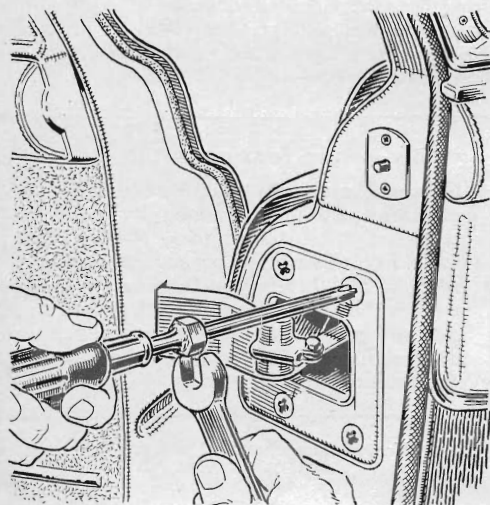
Hints from the Model Garage



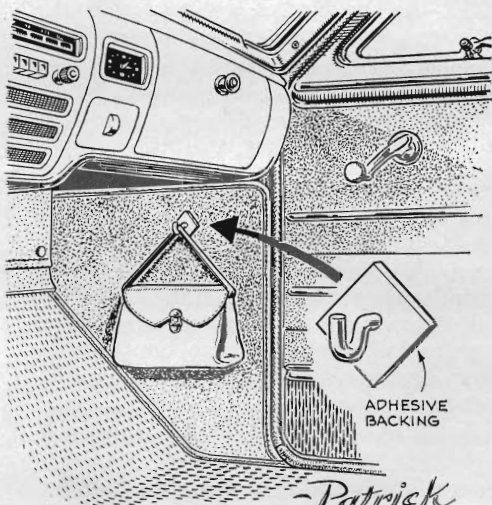
Want a homemade stethoscope that will help you track down engine noises? It's easy. Bend one end of a long rod and solder it to the bottom of an oil can. The can bottom acts as a diaphragm, amplifying the slightest sound.



A good idle-mixture adjustment sometimes changes when the air cleaner is put on. A more precise adjustment can be made with the cleaner on the carb by slipping hose over the adjusting screws. Twisting the hose turns the screws.



Extra leverage can be applied to a screwdriver with a nut welded on its shank. Press the screwdriver firmly into the screw slot and turn the nut with a wrench. The most stubborn screws can be removed this way without damaging them.



Handy hangers can be installed in your car at convenient locations without drilling holes. Use the plastic hooks with adhesive backing sold in dime stores. They come in various colors, and will stick to almost anything in the car.