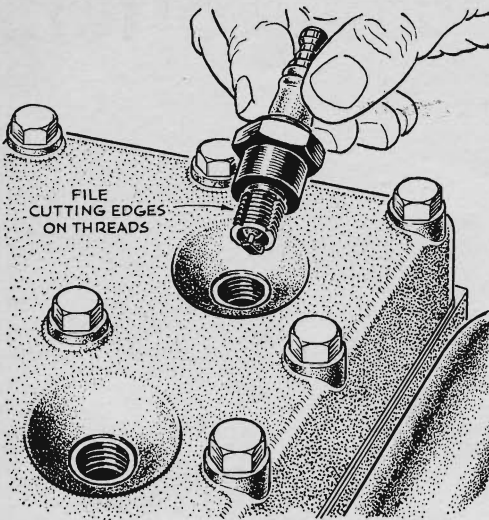



More Hints from the Model Garage




Clean engine threads when you're doing an overhaul by running dies on studs and taps into holes. An improvised tap for spark-plug holes can be made by filing notches across the threads on an old plug to give them a slight cutting edge.



To drive battery clamps straight and securely onto terminal posts, place a spark-plug wrench on top and tap it gently. The hollow wrench end drives the clamps on without cocking or deforming them, as direct hammering often does.



Need more work room in your garage? A car can be quickly shoved over this way to avoid repeated jockeying or in case the engine won't run. Place the jack on a wood block fitted with casters, raise the car 1" and push it sideways.



Check battery water with a mirror when you can't see easily into the cells, as in many foreign cars. It will save craning your neck and also eliminate the spill-over of damaging acid that can occur if you attempt to fill a battery by guess.