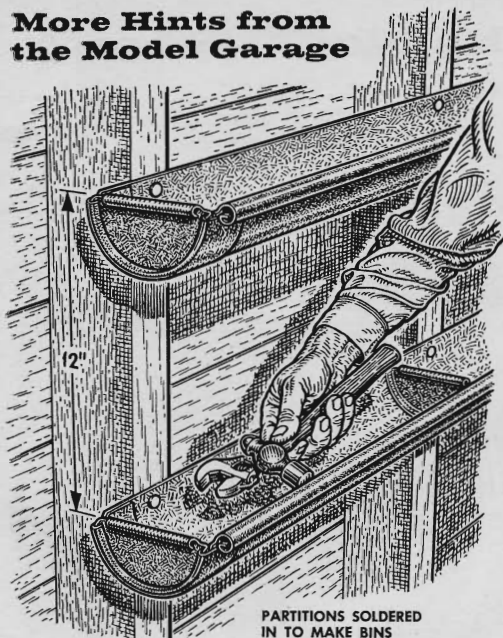
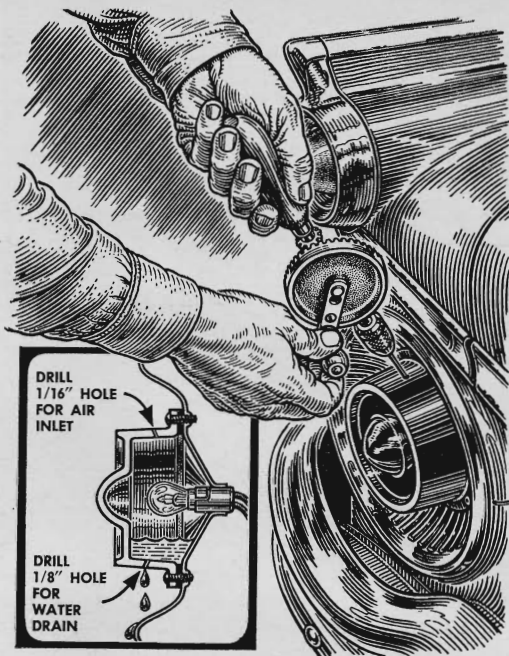


More Hints from the Model Garage



PARTITIONS SOLDERED IN TO MAKE BINS

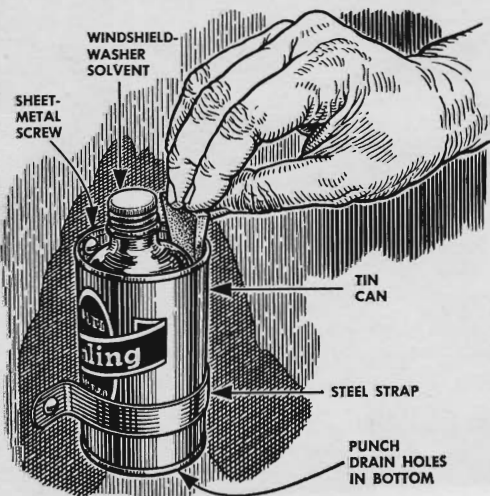
Handy storage bins for nails, screws, and small tools can be made from aluminum or galvanized steel gutters. Nail the gutters to the wall, one above the other. Use metal end caps to close the ends and to form partitions between the bins.



DRILL 1/16" HOLE FOR AIR INLET

DRILL 1/8" HOLE FOR WATER DRAIN

Rain water often accumulates inside the big tail-light lenses on modern cars. Locating and sealing off the spot where water enters isn't easy, but providing a drain is. Just drill two holes, as shown above, to let water out and air in.



WINDSHIELD-WASHER SOLVENT


SHEET-METAL SCREW

TIN CAN

STEEL STRAP

PUNCH DRAIN HOLES IN BOTTOM

Windshield-washer solvent can be stored beside the washer reservoir by fastening a tin can inside the engine compartment with sheet-metal screws. A strip of sponge rubber slipped between the bottle and can will prevent annoying rattling.



SPECIFICATIONS

FIRING ORDER 1-5-3-6-2-4
 COMPRESSION 150 LBS.
 SPARK PLUGS 0.032"
 DISTRIBUTOR PTS. 0.024"
 VALVE LASH (HOT) 0.019"
 RADIATOR CAP. 15.5 QTS.

To save going through the shop manual each time you tune up or adjust your car, type all basic specifications on a card, cover it with clear plastic, and tape it to the firewall. The information will be helpful to your repairman, too.