

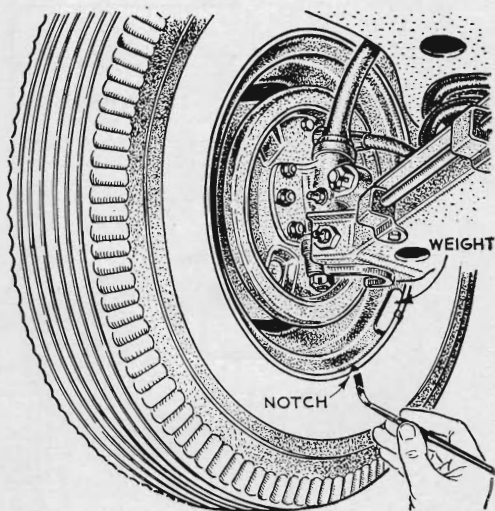
# Hints from the Model Garage

---



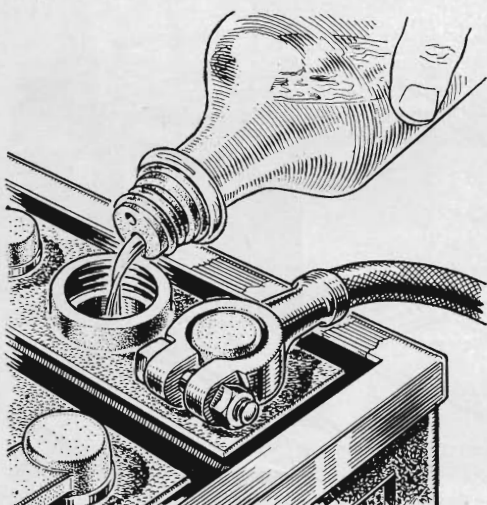
**Warning markers** for roadside repairs at night can be made from coffee cans. Fill them with sand and wrap reflector tape up the sides and across the lid. They're easy to cart in the trunk, handy to set out on any road shoulder in an emergency.

---

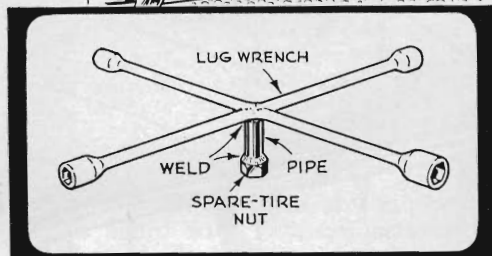



**A balanced wheel** should have its tire replaced in the same position—relative to the rim—as at the time of balancing. To assure this alignment, file a notch on the weighted rim and paint a corresponding spot or line on the inner sidewall.

---




**Nursing a parched battery** is a cinch if you put the distilled water in an empty pint- or quart-size ink bottle. The nonspill dispensing cap (designed for filling inkwells) lets you pour without waste just the amount your battery needs.

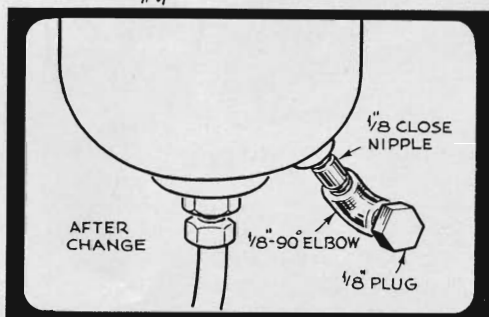



**A missing lug wrench** is an impossibility if you weld the tool to the retaining nut on your spare-tire stud. Measure outward from the nut to the plane of the tire sidewall; cut a spacer of that length from pipe with an i. d. larger than the stud.

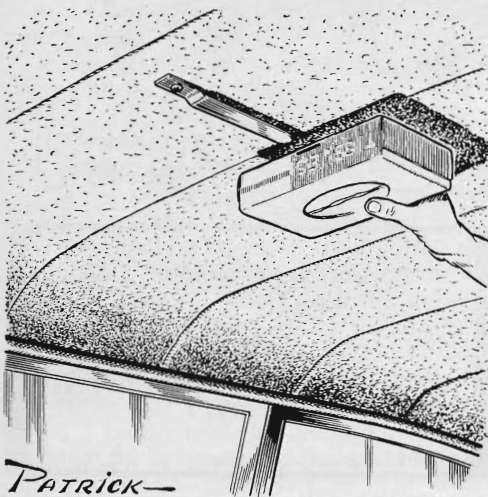
## More Hints from the Model Garage



**Mounting a new tubeless tire** can be difficult when the wrappings have pressed the beads too close together to permit inflation. Let the tire stretch 10 or 15 minutes while the beads are held apart with notched spreaders of the size shown.

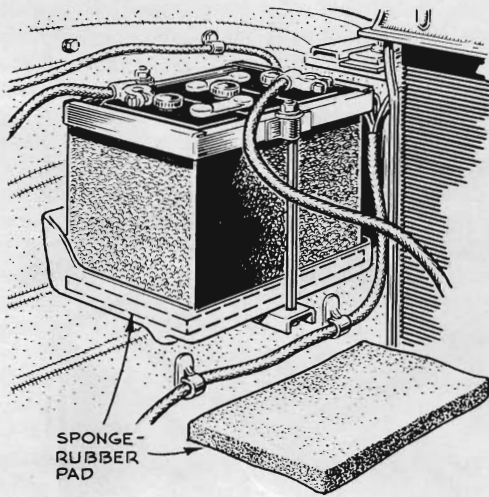


**Oil-filter holders** often have a small drain plug at the bottom of the case. Usually it's located so far down that it's hard to remove. To make the drain more accessible, attach a close nipple and elbow. Standard  $\frac{1}{8}$ " fittings should work.



*PATRICK*

**Lift your tissue dispenser**—take it out of the glove compartment and put it where both seats have access to it. Fasten one end of a spring to the car ceiling and round the other to slip through slits at the base of the box.



**A pad of sponge rubber**,  $\frac{1}{4}$ " thick, will pay dividends if placed in the tray of the battery holder before you install a new battery. It will lengthen the life of the battery by cushioning its ride, and will protect the tray from acid spills.