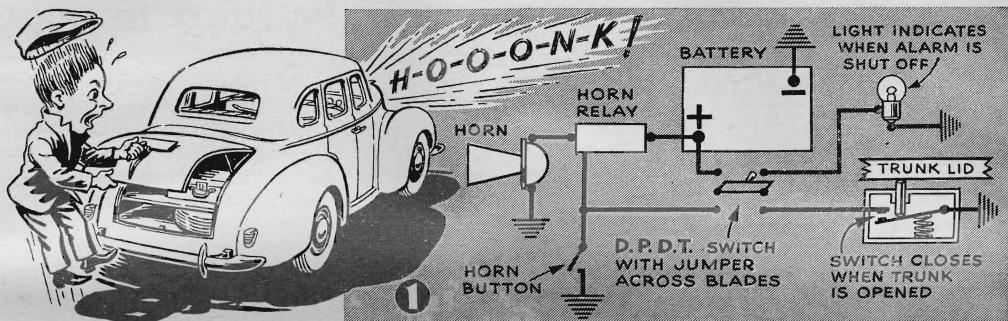
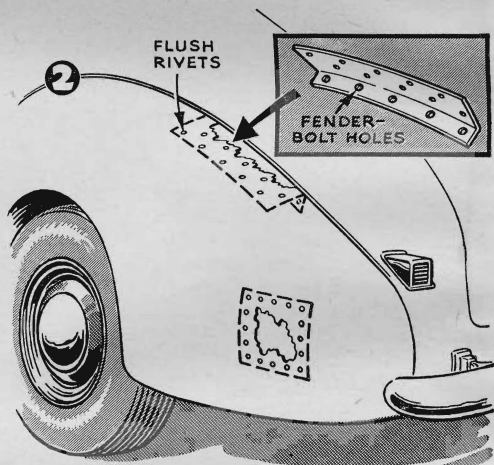



# USEFUL AUTO HINTS



**2 RUST HOLES** in fenders can be repaired by forming a sheet-metal patch to the contour of the underside, attaching with rivets or machine screws, and applying putty and paint. Countersink the rivet holes and file the heads flush. For a break adjoining the body, bend down one edge of the patch, drill holes corresponding to those in the fender edge, and bolt the piece to the body.—J. H. D.



**3 FLUSH OUT** an engine before dropping the oil pan for crankcase repairs. This makes cotter-pin, nut, and bolt removal easier. You also stay cleaner.—H. D. JR.



**4 EXPANDING A SPRING** may be done with a bumper jack and a piece of  $\frac{3}{4}$ " pipe flattened at one end. Rest the jack base and the pipe against the ends of the spring and work the jack until the shackle bolt can be inserted.—N. S. BEEBE.

