
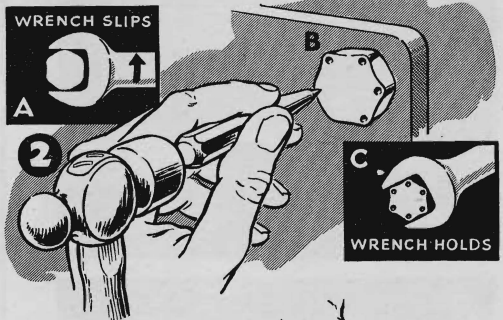


USEFUL AUTO HINTS

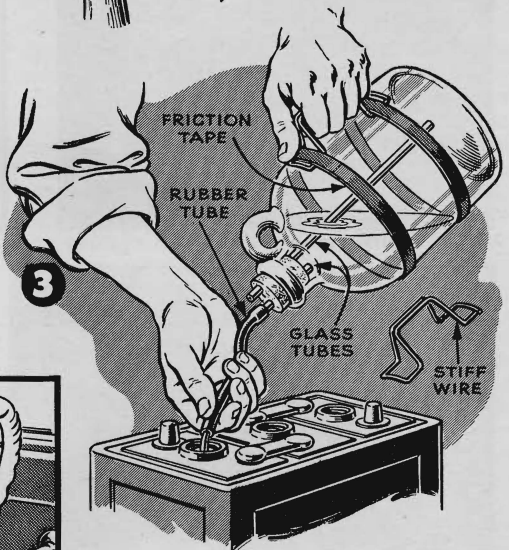
1 DAMAGED WHEELS often result when trucks or trailer tractors have been run with loose wheel-mounting lugs. To repair this defect without providing new wheels, remove any similar wheel in good condition, fit it over the damaged one as a guide, and drill new holes in the spaces between the enlarged openings.—H. W. S.



2 ROUNDED CORNERS on bolts that have been turned up tightly create a problem when the time comes for them to be removed. If your wrench slips, expand the corners of the bolthead slightly by indenting with a metal punch. The wrench will then be able to get a secure grip on the resisting head.—J. K.



3 BATTERY WATER can be poured accurately, even into out-of-the-way well openings, with this handy filler made of a half-gallon jug. Drill two holes in the cork and insert one long glass air vent and one short pouring tube. Bend a handle of coat-hanger wire and tape it to the center of the jug so that it can be held with one hand while the other controls the flow of water.—R. S.



4 DASHBOARD CLIPS for keeping toll books, route maps, addresses, or other needed papers at your finger tips can be made with just a few turns of a coil spring. Hook the bottom loop around a self-tapping screw and attach it to the dash or between the sections of the windshield. A pot-lid knob bolted to the top of the spring will help to separate the turns.—W. E. B.

Drawings by STEWART ROUSE

