


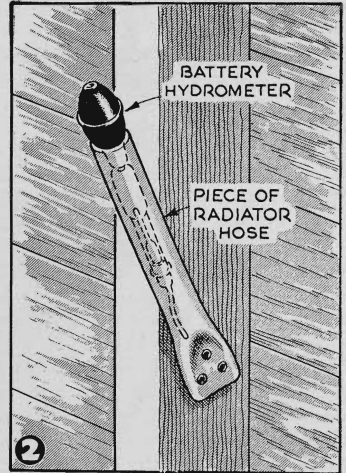
# IDEAS FOR MOTORISTS

MASKED WITH RUBBER CEMENT

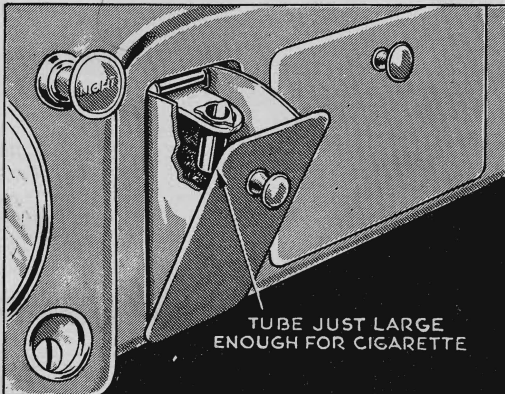
Drawings by William Patrick



1

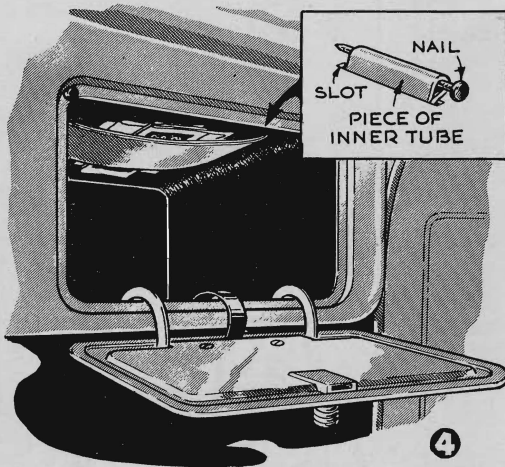


2



TUBE JUST LARGE ENOUGH FOR CIGARETTE

3



NAIL  
SLOT  
PIECE OF INNER TUBE

4

**1 MASKING CHROMIUM TRIM** on your car in preparation for a paint job may be difficult with the customary tape. Some of the brightwork may be hard to reach, and some may be so narrow as to make tape awkward to handle. Paint these places—or all the trim, if you like—with ordinary rubber cement. This material peels off easily along with paint sprayed on it.—J. J. B.

**2 YOUR BATTERY HYDROMETER** can be kept in your garage without danger of breakage if you enclose it in a short length of discarded radiator hose. Nail the hose by one end to a stud, letting the upper part project at an angle, as shown in the drawing, and insert the hydrometer.—A. H. W.

**3 AUTOMATIC EXTINGUISHING** of cigarettes, instead of letting them smolder in the bottom of the ash receptacle on your dash, is possible with the addition of a short metal tube the diameter of a cigarette. Drill the extinguishing bar in the ash receptacle for a tight fit, flare the upper end of the tube, and press the tube into the hole. A lighted cigarette inserted in the tube will go out. It will be pushed into the ash receptacle when the next butt is inserted.—K. M.

**4 REGISTRATION PAPERS** and road maps can be kept conveniently away from other items when held at the top of a glove compartment by a piece of old inner tube. Slot the fiber top of the compartment, slip the doubled end of the tubing through, and hold it with a nail as shown.—W. F. J.