

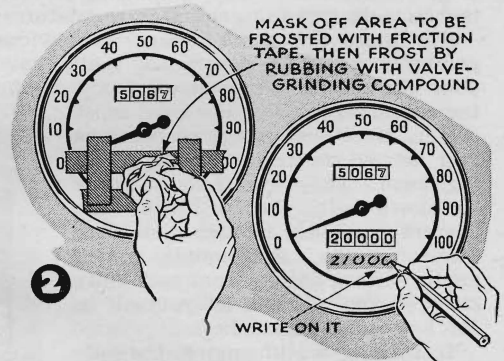


USEFUL AUTO HINTS

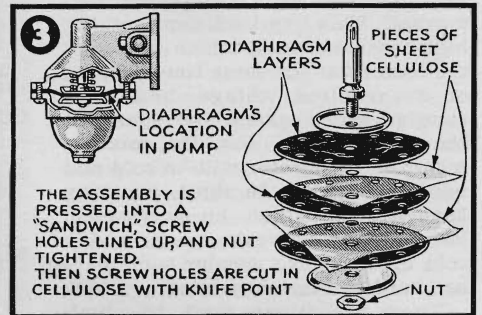


1 RUBBER VACUUM CUPS with strength enough to hold light articles on top of your car can be made from discarded flush balls that your plumber may be glad to save for you. There should be no puncture in the upper part. Cut off the balls about $\frac{1}{8}$ " below the halfway mark and face the edge on a rough emery wheel. Affix a spring clip to each threaded top.—J. E. W.

2 FOR A CONSTANT REMINDER of when to change oil or rotate tires, frost a strip on the speedometer glass to take penciled memoranda, which can be erased or washed off when desired. One way to frost the glass is to mask off an area with tape and rub with valve-grinding compound.—R. H. D.



3 EMERGENCY REPAIR to a fuel-pump diaphragm is possible with the transparent cellulose wrappings from a candy bar, loaf of bread, or the like. Sandwich a sheet between each two adjoining diaphragm layers, trim the edges, and punch screw holes; then replace the assembly.—F. W. D.



4 CHECKING ON SPARK PLUGS is continuous with an electrically wired holder for a neon-type tester mounted within sight under the dashboard. Remove 12" of insulation from a length of wire, wrap it around the secondary cable, tape it over, and connect the other end of the wire to one holding clip. Ground the other terminal. Make the base of some insulating material. The tester will light by induction.—A. H. P.

Drawings by STEWART ROUSE

