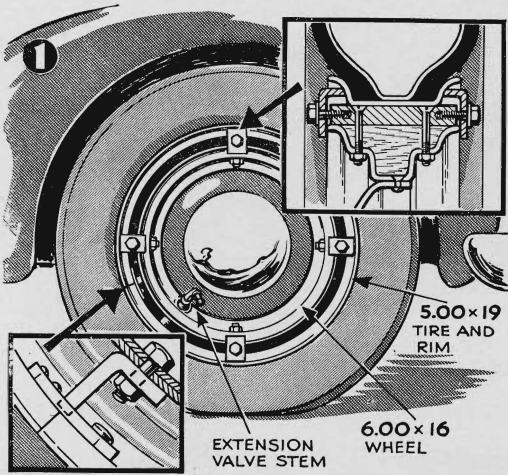
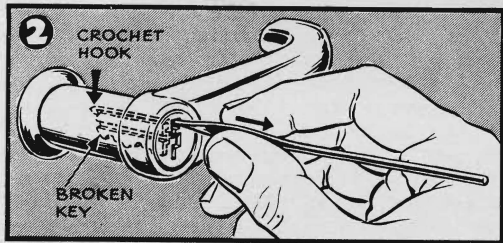


USEFUL AUTO HINTS




1 OLD-STYLE TIRES of large rim diameter can be made to serve on small wheels by the use of the adapter shown in the drawing. Here a 5.00-by-19 tire and rim are mounted on the rim of a 6.00-by-16 wheel, but with slight changes the method can be applied to other sizes. Bar stock, $\frac{5}{8}$ by 1 inch, and as long as the rim is wide, is bolted with countersunk bolts to the small rim through hardwood filler blocks, as in the upper right inset. Drill and tap the ends for bolts holding angle-iron lugs. Channel-shaped shims may be needed to center the large rim on the bars and eliminate looseness. An angle lug (lower left inset) engages the existing lug on the small rim. A right-angle extensor valve completes the setup.—A. A. L.



2 BROKEN-OFF KEYS are easily removed from car-door or other locks with the help of a fine crochet needle. Push the needle in above the key until the hook is past the end, and pull out carefully.—A. H. W.

3 BOTTLE-FEEDING A MOTOR may save a tow if the feed pump fails. Puncture the cap of a bottle and feed gasoline through it directly into the carburetor.—J. R.

4 ZERO-WEATHER PRIMING can be done when necessary through the windshield-wiper vacuum line. Pull the hose off near where it enters the intake manifold, attach another hose and insert it in a bottle of gasoline. Turn the engine over a few times, remove bottle, and start as usual.—H. D. DE W.



Drawings by STEWART ROUSE

