



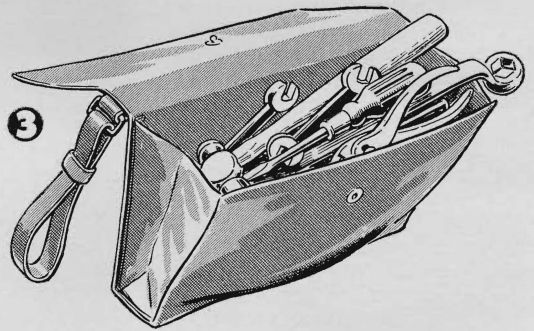
PRACTICAL HINTS




1 WHITE PAINT ON THE GARAGE FLOOR will reflect light upward and be of immeasurable help the next time you have work to do on the underside of your automobile. One mechanic keeps calcimine in the garage, and paints a spot on the floor a little larger than the area covered by the car. By the time he has his tools ready and has pushed the auto over the spot, the calcimine has dried a brilliant white.—A.H.W.



2 TO MAKE YOUR OWN RUBBER Mallet for a useful addition to the tool kit, slip a rubber tip from a crutch or cane over the face of a ball-peen or other hammer. This makes it unnecessary to carry more than one hammer in the kit. Rubber tips are available for a few cents at drug and ten-cent stores and at physicians' supply houses.—R.H.



3 A WOMAN'S PURSE that has been discarded will serve as a handy case for small tools. These pocketbooks, especially the plain, rectangular ones, will hold a surprising number of socket and straight wrenches, screw drivers, pliers, chisels, punches, files, and small hammers. They open wide so that the tools are easy to find.—J.C.H.



4 REVERSING THE HANDLE on the door next to the driver's seat will often save tearing a coat pocket or sleeve when getting in or out of the car, or making hard turns such as in parking in close places. With the handle pointing toward the front, it is pulled back instead of being pushed down to unlatch the door.—A.F.B.