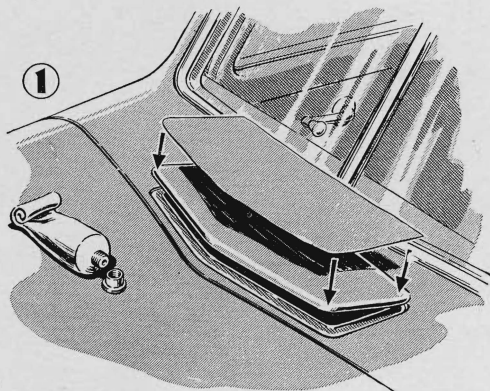
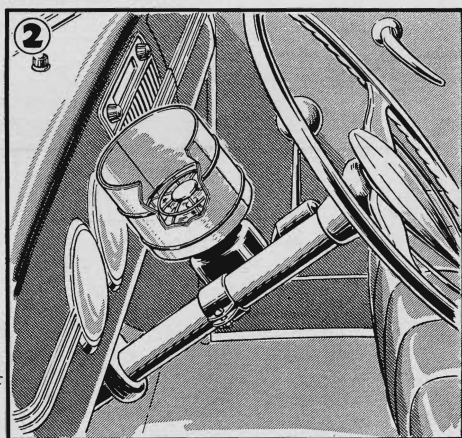


MOTORING HELPS

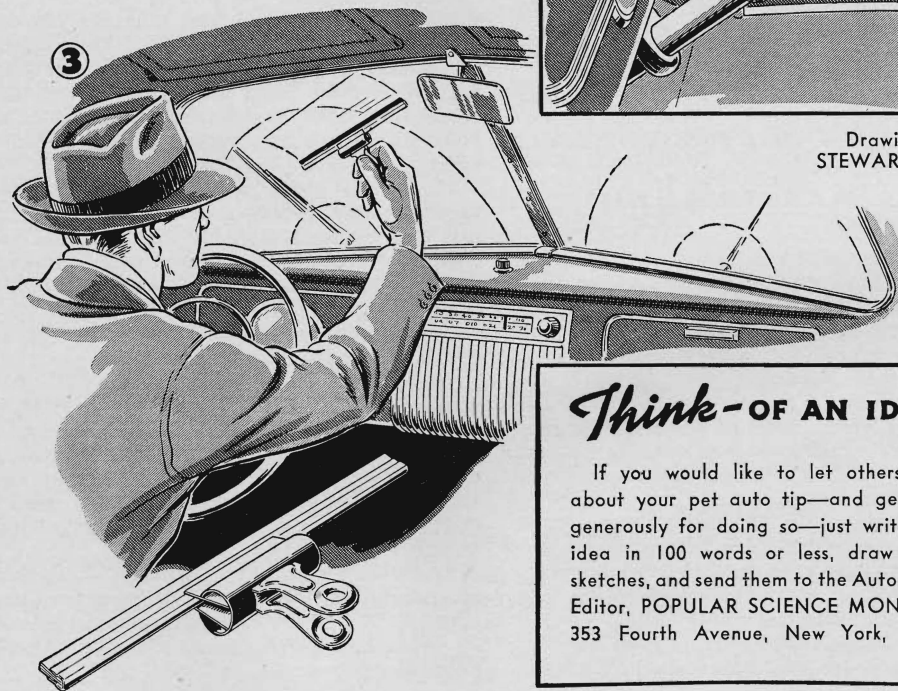
1 **BOTHERSOME GLARE** from cowl ventilators, particularly when they are opened so as to pick up bright light from the sky, can be overcome by applying a nonreflecting shield to the ventilator surface. This may be a piece of window-shade material or other dull fabric, cut to size, and attached to the thoroughly cleaned surface with rubber cement. A flat oil paint may be applied to the material to make it waterproof.—W. E. B.



2 **DEFROSTER FANS** that have wire guards can be made more efficient by attaching a piece of cardboard to the guard as shown in the accompanying drawing. Either elastic bands or pieces of string can be used to hold the cardboard cylinder in place. The resulting tube sends a stronger blast of air to a more concentrated area of the windshield. Laundry cardboard which is fairly flexible forms the best stock.—S. R.



3 **FOR WIPING AWAY MOISTURE** that has condensed on your windshield or side windows and made visibility difficult, a handy squeegee can be improvised from an old windshield-wiper blade. To facilitate using the blade, a jumbo-type, spring paper clip may be attached to its back.—D. B. J.



Drawings by
STEWART ROUSE

Think-OF AN IDEA!

If you would like to let others know about your pet auto tip—and get paid generously for doing so—just write your idea in 100 words or less, draw rough sketches, and send them to the Automobile Editor, POPULAR SCIENCE MONTHLY, 353 Fourth Avenue, New York, N. Y.