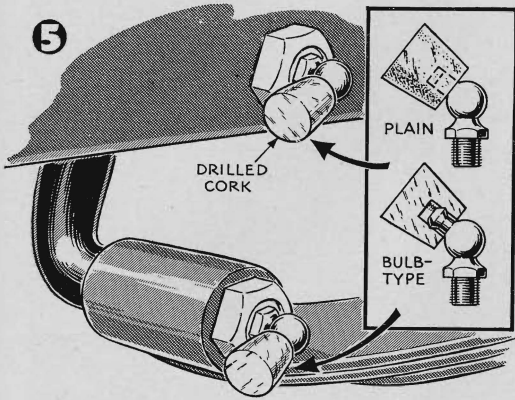




TO IMPROVE YOUR CAR



5 DUST CAPS that will keep the open ends of chassis grease fittings clean can be made with medicine-bottle corks. Drill holes, slightly undersize, partly through the corks and force the corks over the fitting nipples. When removed, they leave the fittings clean instead of covered with a layer of greasy dirt which would be forced into the bearings by a grease gun.—A.G.C.



6 ARROWS MARKED 'OPEN', properly placed beneath the inside door handles of a sedan, will quickly indicate to puzzled passengers the answer to their usual dilemma as to which way to turn the handles to open the car doors. If cut from sheet metal for durability, the markers' edges should be carefully rounded with a file. Good glue or self-threading screws hold them in place.—T.F.



7 A TIRE-CHANGE REMINDER, to tell you when to shift tires around for equal wear, can be fastened to a sun visor. Cover a small diagram (see P. S. M., Feb. '42, p. 133) with transparent celluloid. Sand a strip at the bottom for writing in the mileage, and cement the unit to the visor.—T.T.

8 AN UPHOLSTERY-MATCHING FLAP, sewed as shown to the driver's seat, keeps the seat clean. When driving in work clothes, the driver sits on the flap. At other times, the flap is fastened up against the seat back with properly placed snap buttons, thus hiding any marks left on the material.—R.A.

