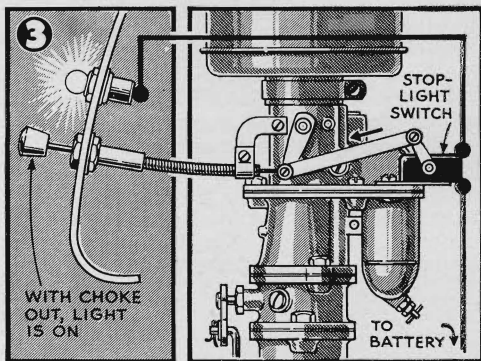

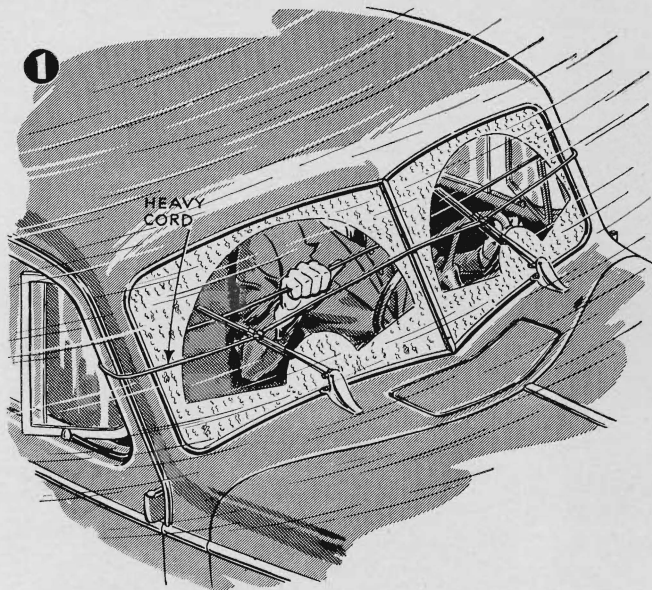
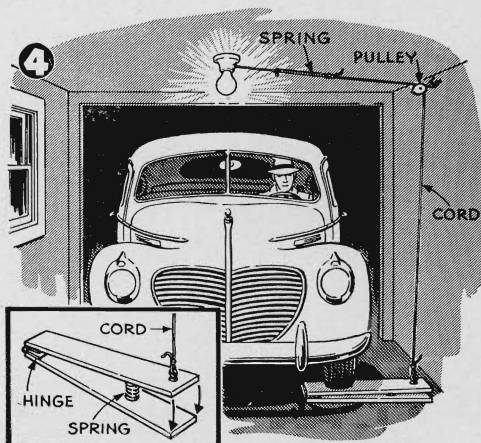


EIGHT USEFUL IDEAS



1 WINDSHIELD WIPERS that fail may be operated in emergencies with the rig shown. Simply loop a heavy cord through the door windows entirely around the shield. If the wipers are mechanically coupled to work together, only one wiper blade should be tied to the cord. Leaving the front windows slightly open, you can operate the blades by hand from inside the car.—J.R.

2 STEEL-WOOL SCOURING PADS of the kitchen variety, impregnated with soap, are excellent for cleaning white-sidewall tires. Wet the tire and pad and rub the walls gently. Too-energetic treatment should be avoided, and the tires should be thoroughly rinsed with water to remove the soapsuds.—V.S.



3 A CHOKE-BUTTON WARNING LIGHT that gleams on your dashboard whenever the choke button is out will help prevent wasting gas. Mount a stop-light switch on or near your carburetor, coupled to the choke lever as shown, and wired with a good-quality insulated wire. Various types of stop-light switches and warning-light sockets are obtainable at auto-accessory stores.—W.P.

4 AUTOMATICALLY LIGHTING YOUR GARAGE as you drive in, the treadle switch shown is easily made from two hinged boards, two coil springs, and string. Set the switch well inside the garage so that only the front car wheels pass over it. Before backing out, light the light by hand or foot.—J.C.J.