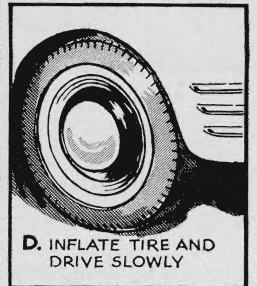





AUTOMOBILE OWNER



DRAWINGS BY STEWART ROUSE

5 A HAT HOLDER that will keep your hat off the car seat and floor while you are driving can be readily rigged up with a wire coat hanger and a strip of steel. Mount the unit as shown in the drawing by making use of one of the screws holding your rear-view mirror in place.—H.N.

6 HOMEMADE TIRE CAPS, good enough for slow, careful driving can be made by the method detailed in the series of drawings above. In cutting off the tire beads to make the cap, cut close to the bead welt. It is absolutely essential to use a tire of the same size as the one over which it is to be mounted.—T.D.

7 BROKEN OR STRIPPED threads in spark-plug holes of aluminum cylinder heads usually call for either a new head, or re boring and rethreading the hole for an oversize plug. a simpler repair is to bolt the plug down with a piece of strap iron, cut and drilled as shown to fit under the heads of two engine studs.—R.H.

8 COMPARTMENTS within your glove compartment will help bring order out of the chaos of articles that usually find their way into this handy catchall. Plywood, cut to your individual requirements and glued or nailed together, is excellent material for the device. Allow for hinge movement, and leave it free for easy removal when desired.—D.MeM.

