
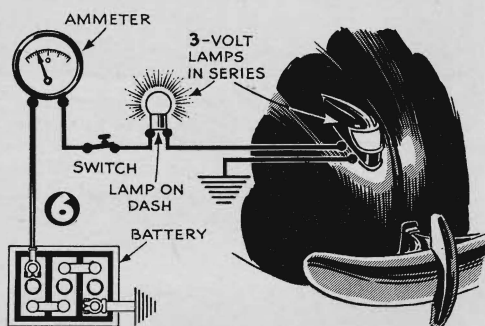


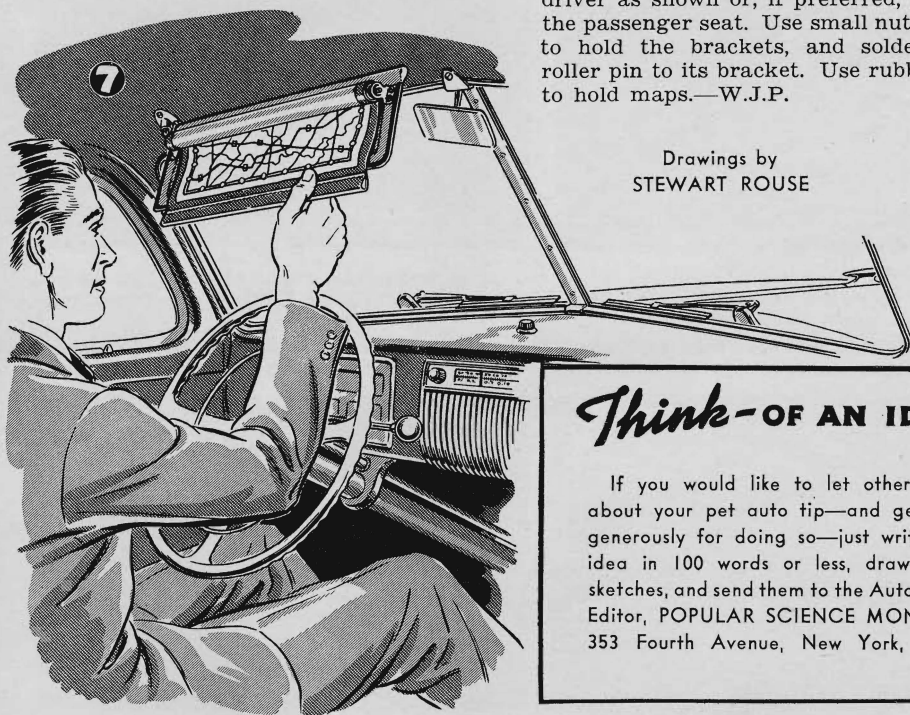
FOR BETTER MOTORING



5 WHEEL BLOCKS to prevent the car from rolling backward or forward off its jack while a tire is being changed are handy to most motorists without their realizing it. Such blocks are afforded by the removable hub caps which the majority of cars have. Use one from the wheel that is to be changed and which must be removed anyway. Take the other from the opposite wheel. One before and one behind this wheel will prevent the car from rolling in either direction.—L.R.



6 A NOVEL WARNING LIGHT that tells a motorist if his tail light burns out can be rigged up with little trouble. Mount a small colored lens in your dashboard. Behind this install a lamp socket. Connect the socket in series in the tail-light circuit. Obtain two three-volt bulbs, fitting one into the dash socket, the other into the tail light replacing the six-volt bulb. If the car has twin tail lights, a second, substitute circuit with its own pilot lamp must be run from the switch to the second tail light.—H.L.A.



7 A HANDY ROAD-MAP HOLDER for drivers keeps its map ready for study. It consists of a cut-down window shade and roller mounted on conventional roller brackets attached to the sun visor either in front of the driver as shown or, if preferred, in front of the passenger seat. Use small nuts and bolts to hold the brackets, and solder the flat roller pin to its bracket. Use rubber cement to hold maps.—W.J.P.

Drawings by
STEWART ROUSE

Think-OF AN IDEA!

If you would like to let others know about your pet auto tip—and get paid generously for doing so—just write your idea in 100 words or less, draw rough sketches, and send them to the Automobile Editor, POPULAR SCIENCE MONTHLY, 353 Fourth Avenue, New York, N. Y.