
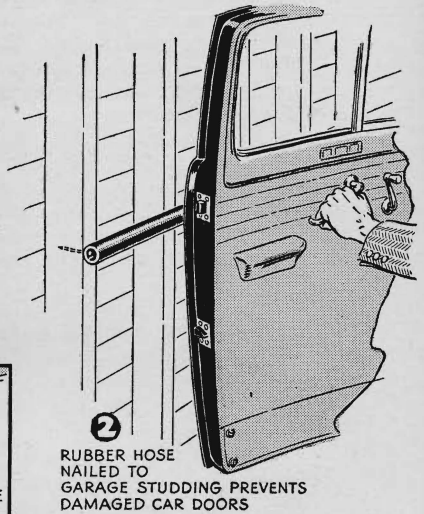


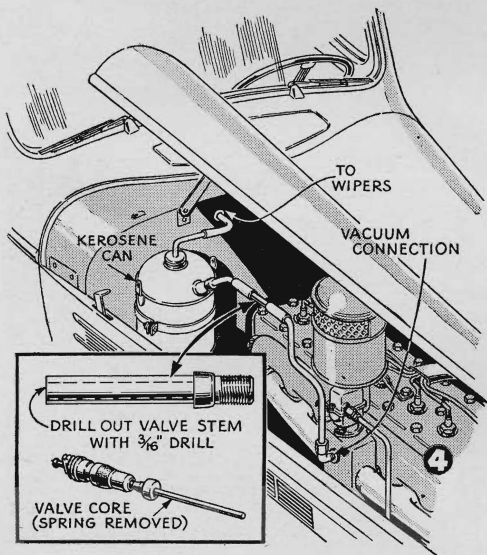
# EIGHT HANDY IDEAS



**1 DIMMING THE DASH LIGHT** often makes it possible to see more clearly when driving at night, particularly in fog or rain. With a rheostat-type heater switch installed between the dash lamp and the main light switch as shown, the driver can control the amount of light on the dashboard, or turn the light off completely if driving conditions make it desirable.—A. Z.

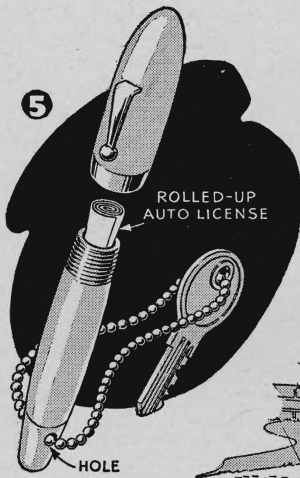
**2 CHIPPED PAINT** or possibly a bent handle on the door of the car can be prevented by nailing a piece of old garden hose to the inside of the garage wall. Drive the nails only through the part of the hose next to the wall so the nail heads will be covered and the door cannot hit them.

**3 HARD-TO-GET-AT** cap screws, in places such as the narrow space between the oil pan and the flywheel housing, can be replaced without the aid of special wrenches if the heads are slotted with a file or hack saw so that a screw driver can be used to turn them.—M. R.



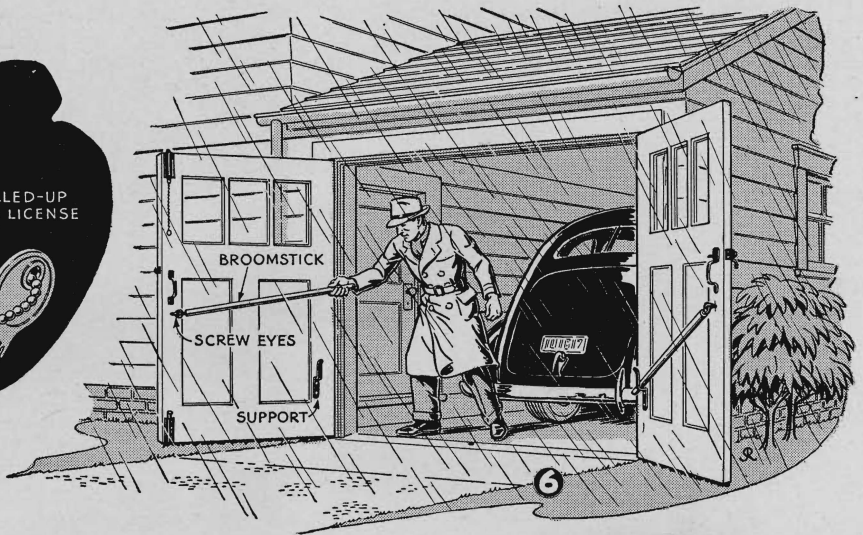
**4 A BOOSTER** for vacuum-operated windshield wipers, made from a two-quart or gallon kerosene can and a tire valve stem and core, will keep the wipers working for a good many strokes after the accelerator is pressed to the floor. The spring should be removed from the valve core and the rubber scraped from the valve stem and seat. If the rubber is not removed, gasoline may cause it to swell and clog the valve.—H. W. R.

# FOR THE MOTORIST

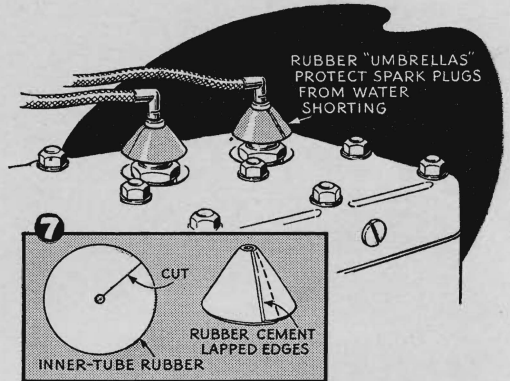


**5 CAR LICENSE AND KEYS** can be kept together neatly with an old fountain pen and a key chain from the five-and-dime store. Remove the point and sac from the barrel of the pen and drill a hole through the end for the key chain. The clip on the pen cap will keep it in your pocket.—W. L.

**6 STEPPING OUT IN THE RAIN** just to close the garage doors is always an unpleasant way to end a journey. By attaching old broom handles or similar poles to the doors with screw eyes as shown, however, you can pull the doors shut from inside the garage. The poles can also be used to prop the doors open.—A. E. O.



**7 RUBBER UMBRELLAS** for your spark plugs will usually keep splashed water or a driving rain from shorting the plugs and leaving you stranded. Cut disks from an old inner tube and slit them from the center to the edge. Lap the edges and fasten them with rubber cement, as illustrated in the drawing. Place them under the screw cap of the plug.—L. O. D.



**8 A WARNING LIGHT** hooked up as shown in the diagram will enable a driver to tell at a glance whether the emergency brake is fully released and will reduce the danger of driving with the brakes partly applied and causing unnecessary wear. Wiring the circuit through the ignition switch will cause the light to go out when the engine is turned off.—F. M.

