


Helps for the Motorist

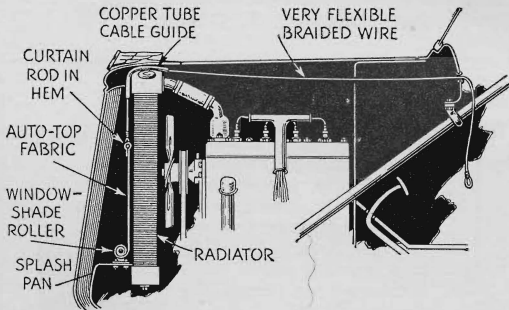


The inflated tube protects instruments from jolting and vibration

Inner Tube Cushions Delicate Luggage

FRAGILE luggage such as cameras, surveying instruments, and other equipment that might be damaged in the trunk compartment of an automobile by the vibration of the car traveling over rough roads, can be protected against breakage by pil-

ing it on a light wooden platform resting on an old inner tube placed on the compartment floor. Adjust the inner tube's air pressure to the weight of the equipment, and vibration will be absorbed. When not in use, the tube can be deflated.—O. L. S.




How screen is installed behind the radiator grille

Roller Radiator Screen Controlled from Dash

TO GET quicker warm-up in cold weather, I outfitted my car with a homemade device to control engine temperature. An ordinary window-shade roller was installed behind the radiator grille and in front of the radiator itself. To this I attached a strip of auto-top fabric so that it could be wound and unwound by means of a cable leading to the dashboard, as pictured at the left, thus controlling the flow of air.—H. S.

Mark on Handle Shows Position for Jack

PLACING a jack directly under the rear-axle housing of a car is made easy by the simple expedient of painting a narrow ring around the long jack handle at the exact spot where it meets the rear bumper when the jack is in the correct position, as illustrated.—W. C. W.



This stunt makes it easy to place the jack under the axle