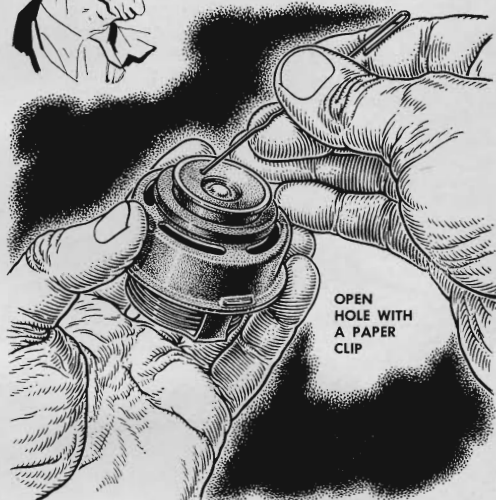




## Hints from the Model Garage

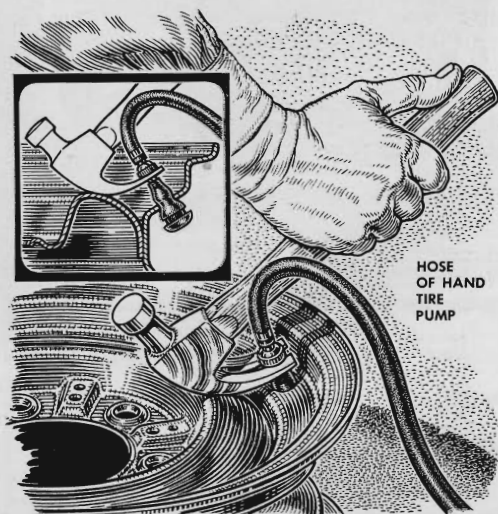
---



OPEN HOLE WITH A PAPER CLIP

Whenever you remove a thermostat, check the air-bleed hole to see that it's not clogged with rust. A clogged bleed hole will trap air in the engine block, making it difficult to refill the system completely and overheating will result.

---




HOSE OF HAND TIRE PUMP

Replacing a tubeless-tire valve need not be difficult even if an installing tool is not available. Press the valve in the rim hole, then screw on the tire-pump fitting. Place a claw hammer under the fitting and pull the valve into position.

---



An over-tightened wheel nut can easily be removed by heating it briefly with a torch. Hold the wrench ready to loosen the nut the instant you take away the torch, before the heat transfers to the stud and expands it, too.



POUR SIX OUNCES OF DENATURED ALCOHOL INTO FUEL TANK

To clear the gas tank of water caused by condensation, pour in about six ounces of denatured alcohol—the kind you get at the paint store. The alcohol absorbs the water and burns away without causing the engine to miss.